ANNEX I

SUMMARY OF PRODUCT CHARACTERISTICS

1. NAME OF THE MEDICINAL PRODUCT

Enzalutamide Viatris 40 mg film-coated tablets
Enzalutamide Viatris 80 mg film-coated tablets
Enzalutamide Viatris 160 mg film-coated tablets

2. QUALITATIVE AND QUANTITATIVE COMPOSITION

Enzalutamide Viatris 40 mg film-coated tablets

Each film-coated tablet contains 40 mg of enzalutamide.

Enzalutamide Viatris 80 mg film-coated tablets

Each film-coated tablet contains 80 mg of enzalutamide.

Enzalutamide Viatris 160 mg film-coated tablets

Each film-coated tablet contains 160 mg of enzalutamide.

For the full list of excipients, see section 6.1.

3. PHARMACEUTICAL FORM

Film-coated tablet (tablet)

Enzalutamide Viatris 40 mg film-coated tablets

Yellow, round, film-coated tablets, debossed with “40” on one side, with a diameter of approximately 10 mm

Enzalutamide Viatris 80 mg film-coated tablets

Yellow, oval, film-coated tablets, debossed with “80” on one side, with dimensions of approximately 17 mm x 9 mm

Enzalutamide Viatris 160 mg film-coated tablets

Yellow, oval, film-coated tablets, debossed with “160” on one side, with dimensions of approximately 23 mm x 11 mm

4. CLINICAL PARTICULARS

4.1 Therapeutic indications

Enzalutamide Viatris is indicated:

- as monotherapy or in combination with androgen deprivation therapy for the treatment of adult men with high-risk biochemical recurrent (BCR) non-metastatic hormone-sensitive prostate cancer (nmHSPC) who are unsuitable for salvage-radiotherapy (see section 5.1).
- in combination with androgen deprivation therapy for the treatment of adult men with metastatic hormone-sensitive prostate cancer (mHSPC) (see section 5.1).

- for the treatment of adult men with high-risk non-metastatic castration-resistant prostate cancer (CRPC) (see section 5.1).
- for the treatment of adult men with metastatic CRPC who are asymptomatic or mildly symptomatic after failure of androgen deprivation therapy in whom chemotherapy is not yet clinically indicated (see section 5.1).
- for the treatment of adult men with metastatic CRPC whose disease has progressed on or after docetaxel therapy.

4.2 Posology and method of administration

Treatment with enzalutamide should be initiated and supervised by specialist physicians experienced in the medical treatment of prostate cancer.

Posology

The recommended dose is 160 mg enzalutamide (four 40 mg film-coated tablets or two 80 mg film-coated tablets or one 160 mg film-coated tablet) as a single oral daily dose.

Medical castration with a luteinising hormone-releasing hormone (LHRH) analogue should be continued during treatment of patients with CRPC or mHSPC who are not surgically castrated.

Patients with high-risk BCR nmHSPC may be treated with Enzalutamide Viatris with or without a LHRH analogue. For patients who receive Enzalutamide Viatris with or without a LHRH analogue, treatment can be suspended if PSA is undetectable (< 0.2 ng/mL) after 36 weeks of therapy. Treatment should be reinitiated when PSA has increased to ≥ 2.0 ng/mL for patients who had prior radical prostatectomy or ≥ 5.0 ng/mL for patients who had prior primary radiation therapy. If PSA is detectable (≥ 0.2 ng/mL) after 36 weeks of therapy, treatment should continue (see section 5.1).

If a patient misses taking Enzalutamide Viatris at the usual time, the prescribed dose should be taken as close as possible to the usual time. If a patient misses a dose for a whole day, treatment should be resumed the following day with the usual daily dose.

If a patient experiences a ≥ Grade 3 toxicity or an intolerable adverse reaction, dosing should be withheld for one week or until symptoms improve to ≤ Grade 2, then resumed at the same or a reduced dose (120 mg or 80 mg) if warranted.

Concomitant use with strong CYP2C8 inhibitors
The concomitant use of strong CYP2C8 inhibitors should be avoided if possible. If patients must be co-administered a strong CYP2C8 inhibitor, the dose of enzalutamide should be reduced to 80 mg once daily. If co-administration of the strong CYP2C8 inhibitor is discontinued, the enzalutamide dose should be returned to the dose used prior to initiation of the strong CYP2C8 inhibitor (see section 4.5).

Elderly
No dose adjustment is necessary for elderly patients (see sections 5.1 and 5.2).

Hepatic impairment
No dose adjustment is necessary for patients with mild, moderate or severe hepatic impairment (Child-Pugh Class A, B or C, respectively). An increased half-life of enzalutamide has however been observed in patients with severe hepatic impairment (see sections 4.4 and 5.2).

Renal impairment
No dose adjustment is necessary for patients with mild or moderate renal impairment (see section 5.2). Caution is advised in patients with severe renal impairment or end-stage renal disease (see section 4.4).

Paediatric population

There is no relevant use of enzalutamide in the paediatric population in the indication of treatment of adult men with CRPC, mHSPC, or high-risk BCR nmHSPC.

Method of administration

Enzalutamide Viatris is for oral use. The film-coated tablets should not be cut, crushed or chewed but should be swallowed whole with a sufficient amount of water, and can be taken with or without food.

4.3 Contraindications

- Hypersensitivity to the active substance(s) or to any of the excipients listed in section 6.1.
- Women who are or may become pregnant (see sections 4.6 and 6.6).

4.4 Special warnings and precautions for use

Risk of seizure

Use of enzalutamide has been associated with seizure (see section 4.8). The decision to continue treatment in patients who develop seizures should be taken case by case.

Posterior reversible encephalopathy syndrome

There have been rare reports of posterior reversible encephalopathy syndrome (PRES) in patients receiving enzalutamide (see section 4.8). PRES is a rare, reversible, neurological disorder which can present with rapidly evolving symptoms including seizure, headache, confusion, blindness, and other visual and neurological disturbances, with or without associated hypertension. A diagnosis of PRES requires confirmation by brain imaging, preferably magnetic resonance imaging (MRI). Discontinuation of enzalutamide in patients who develop PRES is recommended.

Second Primary Malignancies

Cases of second primary malignancies have been reported in patients treated with enzalutamide in clinical studies. In phase 3 clinical studies, the most frequently reported events in enzalutamide treated patients, and greater than placebo, were bladder cancer (0.3%), adenocarcinoma of the colon (0.2%), transitional cell carcinoma (0.2%) and malignant melanoma (0.2%).

Patients should be advised to promptly seek the attention of their physician if they notice signs of gastrointestinal bleeding, macroscopic haematuria, or other symptoms such as dysuria or urinary urgency develop during treatment with enzalutamide.

Concomitant use with other medicinal products

Enzalutamide is a potent enzyme inducer and may lead to loss of efficacy of many commonly used medicinal products (see examples in section 4.5). A review of concomitant medicinal products should therefore be conducted when initiating enzalutamide treatment. Concomitant use of enzalutamide with medicinal products that are sensitive substrates of many metabolising enzymes or transporters (see section 4.5) should generally be avoided if their therapeutic effect is of large importance to the patient, and if dose adjustments cannot easily be performed based on monitoring of efficacy or plasma concentrations.

Co-administration with warfarin and coumarin-like anticoagulants should be avoided. If enzalutamide is co-administered with an anticoagulant metabolised by CYP2C9 (such as warfarin or acenocoumarol), additional International Normalised Ratio (INR) monitoring should be conducted (see section 4.5).

Renal impairment

Caution is required in patients with severe renal impairment as enzalutamide has not been studied in this patient population.

Severe hepatic impairment

An increased half-life of enzalutamide has been observed in patients with severe hepatic impairment, possibly related to increased tissue distribution. The clinical relevance of this observation remains unknown. A prolonged time to reach steady state concentrations is however anticipated, and the time to maximum pharmacological effect as well as time for onset and decline of enzyme induction (see section 4.5) may be increased.

Recent cardiovascular disease

The phase 3 studies excluded patients with recent myocardial infarction (in the past 6 months) or unstable angina (in the past 3 months), New York Heart Association Class (NYHA) III or IV heart failure except if Left Ventricular Ejection Fraction (LVEF) ≥ 45%, bradycardia or uncontrolled hypertension. This should be taken into account if enzalutamide is prescribed in these patients.

Androgen deprivation therapy may prolong the QT interval

In patients with a history of or risk factors for QT prolongation and in patients receiving concomitant medicinal products that might prolong the QT interval (see section 4.5) physicians should assess the benefit risk ratio including the potential for Torsade de pointes prior to initiating enzalutamide.

Use with chemotherapy

The safety and efficacy of concomitant use of enzalutamide with cytotoxic chemotherapy has not been established. Co-administration of enzalutamide has no clinically relevant effect on the pharmacokinetics of intravenous docetaxel (see section 4.5); however, an increase in the occurrence of docetaxel-induced neutropenia cannot be excluded.

Severe skin reactions

Severe cutaneous adverse reactions (SCARs), including Stevens-Johnson syndrome, which can be life threatening or fatal, has been reported with enzalutamide treatment.
At the time of prescription patients should be advised of the signs and symptoms and monitored closely for skin reactions.
If signs and symptoms suggestive of this reaction appear, enzalutamide should be withdrawn immediately and an alternative treatment considered (as appropriate).

Hypersensitivity reactions

Hypersensitivity reactions manifested by symptoms including, but not limited to, rash, or face, tongue, lip, or pharyngeal oedema, have been observed with enzalutamide (see section 4.8).

Enzalutamide as monotherapy in patients with high-risk BCR nmHSPC

Results of the EMBARK study suggest that enzalutamide as monotherapy and in combination with androgen deprivation therapy are not equivalent treatment options in patients with high-risk BCR nmHSPC (see sections 4.8 and 5.1). Enzalutamide in combination with androgen deprivation therapy is considered the preferred treatment option except for cases in which the addition of androgen deprivation therapy may result in unacceptable toxicity or risk.

Dysphagia related to product formulation

There have been reports of patients experiencing difficulty swallowing enzalutamide, including reports of choking. The swallowing difficulties and choking events were mostly reported with the capsule

formulation, which could be related to a larger product size. Patients should be advised to swallow the tablets whole with a sufficient amount of water.

Excipients
This medicine contains less than 1 mmol sodium (less than 23 mg) per film-coated tablet, that is to say essentially 'sodium-free'.

4.5 Interaction with other medicinal products and other forms of interaction

Potential for other medicinal products to affect enzalutamide exposures

CYP2C8 inhibitors
CYP2C8 plays an important role in the elimination of enzalutamide and in the formation of its active metabolite. Following oral administration of the strong CYP2C8 inhibitor gemfibrozil (600 mg twice daily) to healthy male subjects, the AUC of enzalutamide increased by 326% while C_{max} of enzalutamide decreased by 18%. For the sum of unbound enzalutamide plus the unbound active metabolite, the AUC increased by 77% while C_{max} decreased by 19%. Strong inhibitors (e.g. gemfibrozil) of CYP2C8 are to be avoided or used with caution during enzalutamide treatment. If patients must be co-administered a strong CYP2C8 inhibitor, the dose of enzalutamide should be reduced to 80 mg once daily (see section 4.2).

CYP3A4 inhibitors
CYP3A4 plays a minor role in the metabolism of enzalutamide. Following oral administration of the strong CYP3A4 inhibitor itraconazole (200 mg once daily) to healthy male subjects, the AUC of enzalutamide increased by 41% while C_{max} was unchanged. For the sum of unbound enzalutamide plus the unbound active metabolite, the AUC increased by 27% while C_{max} was again unchanged. No dose adjustment is necessary when enzalutamide is co-administered with inhibitors of CYP3A4.

CYP2C8 and CYP3A4 inducers
Following oral administration of the moderate CYP2C8 and strong CYP3A4 inducer rifampin (600 mg once daily) to healthy male subjects, the AUC of enzalutamide plus the active metabolite decreased by 37% while C_{max} remained unchanged. No dose adjustment is necessary when enzalutamide is co-administered with inducers of CYP2C8 or CYP3A4.

Potential for enzalutamide to affect exposures to other medicinal products

Enzyme induction
Enzalutamide is a potent enzyme inducer and increases the synthesis of many enzymes and transporters; therefore, interaction with many common medicinal products that are substrates of enzymes or transporters is expected. The reduction in plasma concentrations can be substantial, and lead to lost or reduced clinical effect. There is also a risk of increased formation of active metabolites. Enzymes that may be induced include CYP3A in the liver and gut, CYP2B6, CYP2C9, CYP2C19, and uridine 5'-diphospho-glucuronosyltransferase (UGTs - glucuronide conjugating enzymes). Some transporters may also be induced, e.g. multidrug resistance-associated protein 2 (MRP2) and the organic anion transporting polypeptide 1B1 (OATP1B1).

In vivo studies have shown that enzalutamide is a strong inducer of CYP3A4 and a moderate inducer of CYP2C9 and CYP2C19. Co-administration of enzalutamide (160 mg once daily) with single oral doses of sensitive CYP substrates in prostate cancer patients resulted in an 86% decrease in the AUC of midazolam (CYP3A4 substrate), a 56% decrease in the AUC of S-warfarin (CYP2C9 substrate), and a 70% decrease in the AUC of omeprazole (CYP2C19 substrate). UGT1A1 may have been induced as well. In a clinical study in patients with metastatic CRPC, enzalutamide (160 mg once daily) had no clinically relevant effect on the pharmacokinetics of intravenously administered docetaxel (75 mg/m2 by infusion every 3 weeks). The AUC of docetaxel decreased by 12% [geometric mean ratio (GMR) = 0.882 (90% CI: 0.767, 1.02)] while C_{max} decreased by 4% [GMR = 0.963 (90% CI: 0.834, 1.11)].

Interactions with certain medicinal products that are eliminated through metabolism or active transport are expected. If their therapeutic effect is of large importance to the patient, and dose adjustments are not easily performed based on monitoring of efficacy or plasma concentrations, these medicinal products are to be avoided or used with caution. The risk for liver injury after paracetamol administration is suspected to be higher in patients concomitantly treated with enzyme inducers.

Groups of medicinal products that can be affected include, but are not limited to:
- Analgesics (e.g. fentanyl, tramadol)
- Antibiotics (e.g. clarithromycin, doxycycline)
- Anticancer agents (e.g. cabazitaxel)
- Antiepileptics (e.g. carbamazepine, clonazepam, phenytoin, primidone, valproic acid)
- Antipsychotics (e.g. haloperidol)
- Antithrombotics (e.g. acenocoumarol, warfarin, clopidogrel)
- Betablockers (e.g. bisoprolol, propranolol)
- Calcium channel blockers (e.g. diltiazem, felodipine, nicardipine, nifedipine, verapamil)
- Cardiac glycosides (e.g. digoxin)
- Corticosteroids (e.g. dexamethasone, prednisolone)
- HIV antivirals (e.g. indinavir, ritonavir)
- Hypnotics (e.g. diazepam, midazolam, zolpidem)
- Immunosuppressant (e.g. tacrolimus)
- Proton pump inhibitor (e.g. omeprazole)
- Statins metabolised by CYP3A4 (e.g. atorvastatin, simvastatin)
- Thyroid agents (e.g. levothyroxine)

The full induction potential of enzalutamide may not occur until approximately 1 month after the start of treatment, when steady-state plasma concentrations of enzalutamide are reached, although some induction effects may be apparent earlier. Patients taking medicinal products that are substrates of CYP2B6, CYP3A4, CYP2C9, CYP2C19 or UGT1A1 should be evaluated for possible loss of pharmacological effects (or increase in effects in cases where active metabolites are formed) during the first month of enzalutamide treatment and dose adjustment should be considered as appropriate. In consideration of the long half-life of enzalutamide (5.8 days, see section 5.2), effects on enzymes may persist for one month or longer after stopping enzalutamide. A gradual dose reduction of the concomitant medicinal product may be necessary when stopping enzalutamide treatment.

CYP1A2 and CYP2C8 substrates
Enzalutamide (160 mg once daily) did not cause a clinically relevant change in the AUC or C_{max} of caffeine (CYP1A2 substrate) or pioglitazone (CYP2C8 substrate). The AUC of pioglitazone increased by 20% while C_{max} decreased by 18%. The AUC and C_{max} of caffeine decreased by 11% and 4%, respectively. No dose adjustment is indicated when a CYP1A2 or CYP2C8 substrate is co-administered with enzalutamide.

P-gp substrates
In vitro data indicate that enzalutamide may be an inhibitor of the efflux transporter P-gp. A mild inhibitory effect of enzalutamide, at steady-state, on P-gp was observed in a study in patients with prostate cancer that received a single oral dose of the probe P-gp substrate digoxin before and concomitantly with enzalutamide (concomitant administration followed at least 55 days of once daily dosing of 160 mg enzalutamide). The plasma levels of digoxin were measured using a validated liquid chromatography-tandem mass spectrometry assay. The AUC and C_{max} of digoxin increased by 33% and 17%, respectively. Medicinal products with a narrow therapeutic range that are substrates for P-gp (e.g. colchicine, dabigatran etexilate, digoxin) should be used with caution when administered concomitantly with enzalutamide and may require dose adjustment to maintain optimal plasma concentrations.

<u>Laboratory Test Interference</u>

Falsely elevated digoxin plasma level results with the chemiluminescent microparticle immunoassay (CMIA) have been identified in patients treated with enzalutamide, independently of being treated with digoxin. Therefore, results of digoxin plasma levels obtained by CMIA should be interpreted with caution and confirmed by another type of assay before taking any action with digoxin doses.

BCRP substrates
At steady-state, enzalutamide did not cause a clinically meaningful change in exposure to the probe breast cancer resistance protein (BCRP) substrate rosuvastatin in patients with prostate cancer that received a single oral dose of rosuvastatin before and concomitantly with enzalutamide (concomitant administration followed at least 55 days of once daily dosing of 160 mg enzalutamide). The AUC of rosuvastatin decreased by 14% while C_{max} increased by 6%. No dose adjustment is necessary when a BCRP substrate is co-administered with enzalutamide.

MRP2, OAT3 and OCT1 substrates
Based on *in vitro* data, inhibition of MRP2 (in the intestine), as well as organic anion transporter 3 (OAT3) and organic cation transporter 1 (OCT1) (systemically) cannot be excluded. Theoretically, induction of these transporters is also possible, and the net effect is presently unknown.

Medicinal products which prolong the QT interval
Since androgen deprivation treatment may prolong the QT interval, the concomitant use of enzalutamide with medicinal products known to prolong the QT interval or medicinal products able to induce Torsade de pointes such as class IA (e.g. quinidine, disopyramide) or class III (e.g. amiodarone, sotalol, dofetilide, ibutilide) antiarrhythmic medicinal products, methadone, moxifloxacin, antipsychotics, etc. should be carefully evaluated (see section 4.4).

Effect of food on enzalutamide exposures

Food has no clinically significant effect on the extent of exposure to enzalutamide. In clinical trials, enzalutamide was administered without regard to food.

4.6 Fertility, pregnancy and lactation

Women of childbearing potential

There are no human data on the use of enzalutamide in pregnancy and this medicinal product is not for use in women of childbearing potential. This medicine may cause harm to the unborn child or potential loss of pregnancy if taken by women who are pregnant (see sections 4.3, 5.3, and 6.6).

Contraception in males and females

It is not known whether enzalutamide or its metabolites are present in semen. A condom is required during and for 3 months after treatment with enzalutamide if the patient is engaged in sexual activity with a pregnant woman. If the patient engages in sexual intercourse with a woman of childbearing potential, a condom and another form of birth control must be used during and for 3 months after treatment. Studies in animals have shown reproductive toxicity (see section 5.3).

Pregnancy

Enzalutamide is not for use in women. Enzalutamide is contraindicated in women who are or may become pregnant (see sections 4.3, 5.3, and 6.6).

Breast-feeding

Enzalutamide is not for use in women. It is not known if enzalutamide is present in human milk. Enzalutamide and/or its metabolites are secreted in rat milk (see section 5.3).

Fertility

Animal studies showed that enzalutamide affected the reproductive system in male rats and dogs (see section 5.3).

4.7 Effects on ability to drive and use machines

enzalutamide may have moderate influence on the ability to drive and use machines as psychiatric and neurologic events including seizure have been reported (see section 4.8). Patients should be advised of the potential risk of experiencing a psychiatric or neurological event while driving or operating machines. No studies to evaluate the effects of enzalutamide on the ability to drive and use machines have been conducted.

4.8 Undesirable effects

Summary of the safety profile

The most common adverse reactions are asthenia/fatigue, hot flush, hypertension, fractures, and fall. Other important adverse reactions include ischemic heart disease and seizure.

Seizure occurred in 0.6% of enzalutamide-treated patients, 0.1% of placebo-treated patients and 0.3% in bicalutamide-treated patients.

Rare cases of posterior reversible encephalopathy syndrome have been reported in enzalutamide-treated patients (see section 4.4).

Stevens-Johnson syndrome has been reported with enzalutamide treatment (see section 4.4).

Tabulated list of adverse reactions

Adverse reactions observed during clinical studies are listed below by frequency category. Frequency categories are defined as follows: very common (≥ 1/10); common (≥ 1/100 to < 1/10); uncommon (≥ 1/1 000 to < 1/100); rare (≥ 1/10 000 to < 1/1 000); very rare (< 1/10 000); not known (cannot be estimated from the available data). Within each frequency grouping, adverse reactions are presented in order of decreasing seriousness.

Table 1: Adverse reactions identified in controlled clinical trials and post-marketing

MedDRA System organ class	Adverse reaction and frequency
Blood and lymphatic system disorders	Uncommon: leucopenia, neutropenia Not known[*]: thrombocytopenia
Immune system disorders	Not known[*]: face oedema, tongue oedema, lip oedema, pharyngeal oedema
Metabolism and nutrition disorders	Not known[*]: decreased appetite
Psychiatric disorders	Common: anxiety Uncommon: visual hallucination
Nervous system disorders	Common: headache, memory impairment, amnesia, disturbance in attention, dysgeusia, restless legs syndrome, cognitive disorder Uncommon: seizure[¥] Not known[*]: posterior reversible encephalopathy syndrome
Cardiac disorders	Common: ischemic heart disease[†] Not known[*]: QT-prolongation (see sections 4.4 and 4.5)
Vascular disorders	Very common: hot flush, hypertension
Gastrointestinal disorders	Not known[*]: dysphagia[∞], nausea, vomiting, diarrhoea
Hepatobiliary disorders	Uncommon: hepatic enzymes increased

MedDRA System organ class	Adverse reaction and frequency
Skin and subcutaneous tissue disorders	Common: dry skin, pruritus Not known*: erythema multiforme, Stevens-Johnson syndrome, rash
Musculoskeletal and connective tissue disorders	Very common: fractures‡ Not known*: myalgia, muscle spasms, muscular weakness, back pain
Reproductive system and breast disorder	Common: gynaecomastia, nipple pain#, breast tenderness#
General disorders and administration site conditions	Very common: asthenia, fatigue
Injury, poisoning and procedural complications	Very common: fall

* Spontaneous reports from post-marketing experience.

¥ As evaluated by narrow SMQs of 'Convulsions' including convulsion, grand mal convulsion, complex partial seizures, partial seizures, and status epilepticus. This includes rare cases of seizure with complications leading to death.

† As evaluated by narrow SMQs of 'Myocardial Infarction' and 'Other Ischemic Heart Disease' including the following preferred terms observed in at least two patients in randomized placebo-controlled phase 3 studies: angina pectoris, coronary artery disease, myocardial infarctions, acute myocardial infarction, acute coronary syndrome, angina unstable, myocardial ischaemia, and arteriosclerosis coronary artery.

‡ Includes all preferred terms with the word 'fracture' in bones.

\# Adverse reactions for enzalutamide as monotherapy.

∞ There have been reports of dysphagia, including reports of choking. Both events have mostly been reported with the capsule formulation, which could be related to a larger product size (see section 4.4).

Description of selected adverse reactions

Seizure

In controlled clinical studies, 31 patients (0.6%) experienced a seizure out of 5 110 patients treated with a daily dose of 160 mg enzalutamide, whereas four patients (0.1%) receiving placebo and one patient (0.3%) receiving bicalutamide, experienced a seizure. Dose appears to be an important predictor of the risk of seizure, as reflected by preclinical data, and data from a dose-escalation study. In the controlled clinical studies, patients with prior seizure or risk factors for seizure were excluded.

In the 9785-CL-0403 (UPWARD) single-arm trial to assess incidence of seizure in patients with predisposing factors for seizure (whereof 1.6% had a history of seizures), 8 of 366 (2.2%) patients treated with enzalutamide experienced a seizure. The median duration of treatment was 9.3 months.

The mechanism by which enzalutamide may lower the seizure threshold is not known but could be related to data from *in vitro* studies showing that enzalutamide and its active metabolite bind to and can inhibit the activity of the GABA-gated chloride channel.

Ischemic Heart Disease

In randomised placebo-controlled clinical studies, ischemic heart disease occurred in 3.5% of patients treated with enzalutamide plus ADT compared to 2% of patients treated with placebo plus ADT. Fourteen (0.4%) patients treated with enzalutamide plus ADT and 3 (0.1%) patients treated with placebo plus ADT had an ischemic heart disease event that led to death.

In the EMBARK study, ischemic heart disease occurred in 5.4% of patients treated with enzalutamide plus leuprolide and 9% of patients treated with enzalutamide as monotherapy. No patients treated with enzalutamide plus leuprolide and one (0.3%) patient treated with enzalutamide as monotherapy had an ischemic heart disease event that led to death.

Gynaecomastia

In the EMBARK study, gynaecomastia (all grades) was observed in 29 of 353 patients (8.2%) who were treated with enzalutamide plus leuprolide and 159 of 354 patients (44.9%) who were treated with enzalutamide as monotherapy. Grade 3 or higher gynaecomastia was not observed in any patients who

were treated with enzalutamide plus leuprolide, and was observed in 3 patients (0.8%) who were treated with enzalutamide as monotherapy.

Nipple pain
In the EMBARK study, nipple pain (all grades) was observed in 11 of 353 patients (3.1%) who were treated with enzalutamide plus leuprolide and 54 of 354 patients (15.3%) who were treated with enzalutamide as monotherapy. Grade 3 or higher nipple pain was not observed in any patients who were treated with enzalutamide plus leuprolide or with enzalutamide as monotherapy.

Breast tenderness
In the EMBARK study, breast tenderness (all grades) was observed in 5 of 353 patients (1.4%) who were treated with enzalutamide plus leuprolide and 51 of 354 patients (14.4%) who were treated with enzalutamide as monotherapy. Grade 3 or higher breast tenderness was not observed in any patients who were treated with enzalutamide plus leuprolide or with enzalutamide as monotherapy.

Reporting of suspected adverse reactions

Reporting suspected adverse reactions after authorisation of the medicinal product is important. It allows continued monitoring of the benefit/risk balance of the medicinal product. Healthcare professionals are asked to report any suspected adverse reactions via the national reporting system listed in Appendix V.

4.9 Overdose

There is no antidote for enzalutamide. In the event of an overdose, treatment with enzalutamide should be stopped and general supportive measures initiated taking into consideration the half-life of 5.8 days. Patients may be at increased risk of seizures following an overdose.

5. PHARMACOLOGICAL PROPERTIES

5.1 Pharmacodynamic properties

Pharmacotherapeutic group: hormone antagonists and related agents, anti-androgens, ATC code: L02BB04.

Mechanism of action

Prostate cancer is known to be androgen sensitive and responds to inhibition of androgen receptor signalling. Despite low or even undetectable levels of serum androgen, androgen receptor signalling continues to promote disease progression. Stimulation of tumour cell growth via the androgen receptor requires nuclear localization and DNA binding. Enzalutamide is a potent androgen receptor signalling inhibitor that blocks several steps in the androgen receptor signalling pathway. Enzalutamide competitively inhibits androgen binding to androgen receptors, and consequently; inhibits nuclear translocation of activated receptors and inhibits the association of the activated androgen receptor with DNA even in the setting of androgen receptor overexpression and in prostate cancer cells resistant to anti-androgens. Enzalutamide treatment decreases the growth of prostate cancer cells and can induce cancer cell death and tumour regression. In preclinical studies enzalutamide lacks androgen receptor agonist activity.

Pharmacodynamic effects

In a phase 3 clinical trial (AFFIRM) of patients who failed prior chemotherapy with docetaxel, 54% of patients treated with enzalutamide, versus 1.5% of patients who received placebo, had at least a 50% decline from baseline in PSA levels.

In another phase 3 clinical trial (PREVAIL) in chemo-naïve patients, patients receiving enzalutamide demonstrated a significantly higher total PSA response rate (defined as a ≥ 50% reduction from baseline), compared with patients receiving placebo, 78.0% versus 3.5% (difference = 74.5%, $p < 0.0001$).

In a phase 2 clinical trial (TERRAIN) in chemo-naïve patients, patients receiving enzalutamide demonstrated a significantly higher total PSA response rate (defined as a ≥ 50% reduction from baseline), compared with patients receiving bicalutamide, 82.1% versus 20.9% (difference = 61.2%, $p < 0.0001$).

In a single arm trial (9785-CL-0410) of patients previously treated with at least 24 weeks of abiraterone (plus prednisone), 22.4% had a ≥ 50% decrease from baseline in PSA levels. According to prior chemotherapy history, the results proportion of patients with a ≥ 50% decrease in PSA levels were 22.1% and 23.2%, for the no prior chemotherapy and prior chemotherapy patient groups, respectively.

In the MDV3100-09 clinical trial (STRIVE) of non-metastatic and metastatic CRPC, patients receiving enzalutamide demonstrated a significantly higher total confirmed PSA response rate (defined as a ≥ 50% reduction from baseline) compared with patients receiving bicalutamide, 81.3% versus 31.3% (difference = 50.0%, $p < 0.0001$).

In the MDV3100-14 clinical trial (PROSPER) of non-metastatic CRPC, patients receiving enzalutamide demonstrated a significantly higher confirmed PSA response rate (defined as a ≥ 50% reduction from baseline), compared with patients receiving placebo, 76.3% versus 2.4% (difference = 73.9%, $p < 0.0001$).

Clinical efficacy and safety

Efficacy of enzalutamide was established in three randomised placebo-controlled multicentre phase 3 clinical studies [MDV3100-14 (PROSPER), CRPC2 (AFFIRM), MDV3100-03 (PREVAIL)] of patients with progressive prostate cancer who had disease progression on androgen deprivation therapy [LHRH analogue or after bilateral orchiectomy]. The PREVAIL study enrolled metastatic CRPC chemotherapy-naïve patients; whereas the AFFIRM study enrolled metastatic CRPC patients who had received prior docetaxel; and the PROSPER study enrolled patients with non-metastatic CRPC. Efficacy in patients with mHSPC was established in one randomised, placebo-controlled multicentre phase 3 clinical study [9785-CL-0335 (ARCHES)]. Another randomised, placebo-controlled multicentre phase 3 clinical study [MDV3100-13 (EMBARK)] established efficacy in patients with high-risk BCR nmHSPC. All patients were treated with a LHRH analogue or had bilateral orchiectomy, unless otherwise indicated.

In the active treatment arms, enzalutamide was administered orally at a dose of 160 mg daily. In the five clinical studies (EMBARK, ARCHES, PROSPER, AFFIRM and PREVAIL), patients received placebo in the control arm and patients were not required, to take prednisone.

Changes in PSA serum concentration independently do not always predict clinical benefit. Therefore, in the five studies it was recommended that patients be maintained on their study treatments until suspension or discontinuation criteria were met as specified below for each study.

MDV3100-13 (EMBARK) Study (patients with high-risk BCR non-metastatic HSPC)

The EMBARK study enrolled 1 068 patients with high-risk BCR nmHSPC who were randomised 1:1:1 to receive treatment with enzalutamide orally at a dose of 160 mg once daily concurrently with ADT (N = 355), enzalutamide orally at a dose of 160 mg once daily as open-label monotherapy (N = 355), or placebo orally once daily concurrently with ADT (N = 358) (ADT defined as leuprolide). All patients had prior definitive therapy with radical prostatectomy or radiotherapy (including brachytherapy) or both, with curative intent. Patients were required to have confirmation of non-metastatic disease by blinded independent central review (BICR), and high-risk biochemical

recurrence (defined by a PSA doubling time ≤ 9 months). Patients were also required to have PSA values ≥ 1 ng/mL if they had prior radical prostatectomy (with or without radiotherapy) as the primary treatment for prostate cancer, or PSA values at least 2 ng/mL above the nadir if they had prior radiotherapy only. Patients who had a prior prostatectomy and were suitable candidates for salvage radiotherapy as determined by the investigator were excluded from the study.

Patients were stratified by screening PSA (≤ 10 ng/mL vs. > 10 ng/mL), PSA doubling time (≤ 3 months versus > 3 months to ≤ 9 months), and prior hormonal therapy (prior hormonal therapy vs. no prior hormonal therapy). For patients whose PSA values were undetectable (< 0.2 ng/mL) at week 36, treatment was suspended at week 37 and then reinitiated when PSA values increased to ≥ 2.0 ng/mL for patients with prior prostatectomy or ≥ 5.0 ng/mL for patients without prior prostatectomy. For patients whose PSA values were detectable at week 36 (≥ 0.2 ng/mL), treatment continued without suspension until permanent treatment discontinuation criteria were met. Treatment was permanently discontinued when development of radiographic progression was confirmed by central review after the initial local read.

The demographic and baseline characteristics were well balanced between the three treatment groups. The overall median age at randomisation was 69 years (range: 49.0 – 93.0). Most patients in the total population were Caucasian (83.2%), 7.3% were Asian, and 4.4% were Black. The median PSA doubling time was 4.9 months. Seventy-four percent of patients had prior definitive therapy with radical prostatectomy, 75% of patients had prior therapy with radiotherapy (including brachytherapy), and 49% of patients had prior therapy with both. Thirty-two percent of patients had a Gleason score of ≥ 8. The Eastern Cooperative Oncology Group Performance Status (ECOG PS) score was 0 for 92% of patients and 1 for 8% of patients at study entry.

Metastasis-free survival (MFS) in patients randomised to receive enzalutamide plus ADT compared to patients randomised to receive placebo plus ADT was the primary endpoint. Metastasis-free survival was defined as the time from randomisation to radiographic progression or death on study, whichever occurred first.

Multiplicity tested secondary endpoints that were assessed were time to PSA progression, time to first use of antineoplastic therapy, and overall survival. Another multiplicity tested secondary endpoint was MFS in patients randomised to receive enzalutamide as monotherapy compared to patients randomised to receive placebo plus ADT.

Enzalutamide plus ADT and as monotherapy demonstrated a statistically significant improvement in MFS as compared to placebo plus ADT. Key efficacy results are presented in Table 2.

Table 2: Summary of efficacy in patients treated with either enzalutamide plus ADT, placebo plus ADT, or enzalutamide as monotherapy, in the EMBARK study (intent-to-treat analysis)

	Enzalutamide plus ADT (N = 355)	Placebo plus ADT (N = 358)	Enzalutamide as Monotherapy (N = 355)
Metastasis-free Survival[1]			
Number of events (%)[2]	45 (12.7)	92 (25.7)	63 (17.7)
Median, months (95% CI)[3]	NR (NR, NR)	NR (85.1, NR)	NR (NR, NR)
Hazard ratio relative to Placebo plus ADT (95% CI)[4]	0.42 (0.30, 0.61)	--	0.63 (0.46, 0.87)
P-value for comparison to Placebo plus ADT[5]	p < 0.0001	--	p = 0.0049
Time to PSA Progression[6]			
Number of events (%)[2]	8 (2.3)	93 (26.0)	37 (10.4)
Median, months (95% CI)[3]	NR (NR, NR)	NR (NR, NR)	NR (NR, NR)
Hazard ratio relative to Placebo plus ADT (95% CI)[4]	0.07 (0.03, 0.14)	--	0.33 (0.23, 0.49)
P-value for comparison to Placebo plus ADT[5]	p < 0.0001	--	p < 0.0001
Time to Start of New Antineoplastic Therapy			
Number of events (%)[7]	58 (16.3)	140 (39.1)	84 (23.7)
Median, months (95% CI)[3]	NR (NR, NR)	76.2 (71.3, NR)	NR (NR, NR)
Hazard ratio relative to Placebo plus ADT (95% CI)[4]	0.36 (0.26, 0.49)	--	0.54 (0.41, 0.71)
P-value for comparison to Placebo plus ADT[5]	p < 0.0001	--	p < 0.0001
Overall Survival[8]			
Number of events (%)	33 (9.3)	55 (15.4)	42 (11.8)
Median, months (95% CI)[3]	NR (NR, NR)	NR (NR, NR)	NR (NR, NR)
Hazard ratio relative to Placebo plus ADT (95% CI)[4]	0.59 (0.38, 0.91)	--	0.78 (0.52, 1.17)
P-value for comparison to Placebo plus ADT[5]	p = 0.0153[9]	--	p = 0.2304[9]

NR = Not reached.

1. Median follow-up time of 61 months.
2. Based on the earliest contributing event (radiographic progression or death).
3. Based on Kaplan-Meier estimates.
4. Hazard Ratio is based on a Cox regression model stratified by screening PSA, PSA doubling time, and prior hormonal therapy.
5. Two-sided P-value is based on a stratified log-rank test by screening PSA, PSA doubling time, and prior hormonal therapy.
6. Based on the PSA Progression compliant with Prostate Cancer Clinical Trials Working Group 2 criteria.
7. Based on the first postbaseline use of antineoplastic therapy for prostate cancer.
8. Based upon a pre-specified interim analysis with data cutoff date of 31 Jan 2023 and a median follow-up time of 65 months.
9. The result did not meet the pre-specified two-sided significance level of $p \leqslant 0.0001$.

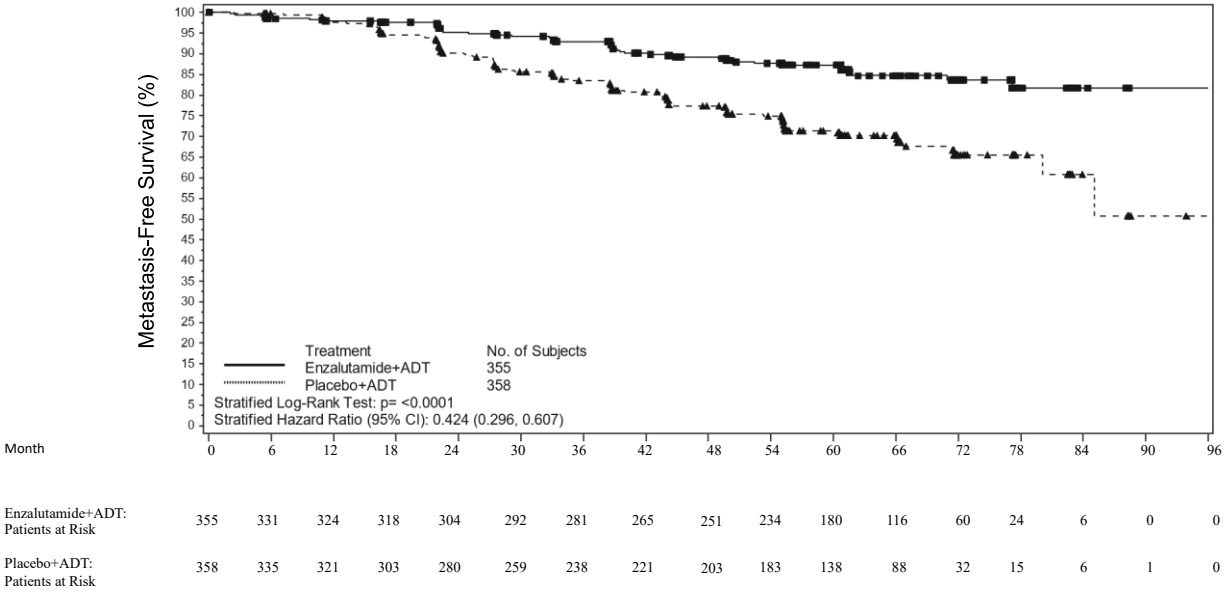

Figure 1: Kaplan-Meier curves of MFS in the Enzalutamide plus ADT vs. Placebo plus ADT treatment arms of the EMBARK study (intent-to-treat analysis)

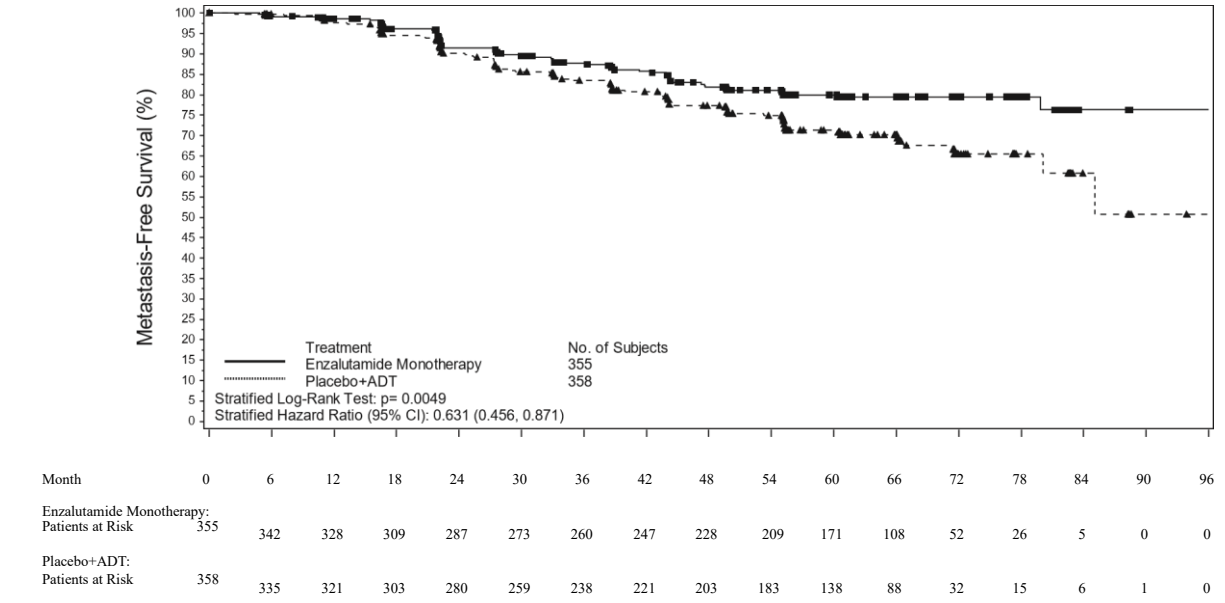

Figure 2: Kaplan-Meier curves of MFS in the Enzalutamide as Monotherapy vs. Placebo plus ADT treatment arms of the EMBARK study (intent-to-treat analysis)

Following the administration of ADT as enzalutamide plus ADT or placebo plus ADT, testosterone levels rapidly decreased to castrate levels and remained low until treatment interruption at 37 weeks. Following the interruption, testosterone levels gradually rose to near-baseline levels. Upon re-initiation of treatment, they fell again to castrate levels. In the enzalutamide as monotherapy arm, testosterone levels increased after treatment initiation and returned towards baseline levels upon treatment interruption. They increased once again after treatment with enzalutamide was re-initiated.

9785-CL-0335 (ARCHES) Study (patients with metastatic HSPC)
The ARCHES study enrolled 1 150 patients with mHSPC randomised 1:1 to receive treatment with enzalutamide plus ADT or placebo plus ADT (ADT defined as LHRH analogue or bilateral orchiectomy). Patients received enzalutamide at 160 mg once daily (N = 574) or placebo (N = 576).

Patients with metastatic prostate cancer documented by positive bone scan (for bone disease) or metastatic lesions on CT or MRI scan (for soft tissue) were eligible. Patients whose disease spread was limited to regional pelvic lymph nodes were not eligible. Patients were allowed to receive up to 6 cycles of docetaxel therapy with final treatment administration completed within 2 months of day 1 and no evidence of disease progression during or after the completion of docetaxel therapy. Excluded were patients with known or suspected brain metastasis or active leptomeningeal disease or with a history of seizure or any contribution that may dispose to seizure.

The demographic and baseline characteristics were well balanced between the two treatment groups. The median age at randomisation was 70 years in both treatment groups. Most patients in the total population were Caucasian (80.5%); 13.5% were Asian and 1.4% were Black. The Eastern Cooperative Oncology Group Performance Status (ECOG PS) score was 0 for 78% of patients and 1 for 22% of patients at study entry. Patients were stratified by low versus high volume of disease and prior docetaxel therapy for prostate cancer. Thirty-seven percent of patients had a low volume of disease and 63% of patients had a high volume of disease. Eighty-two percent of patients had not received prior docetaxel therapy, 2% received 1-5 cycles and 16% received 6 prior cycles. Treatment with concurrent docetaxel was not allowed.

Radiographic progression-free survival (rPFS), based on independent central review, was the primary endpoint defined as the time from randomisation to the first objective evidence of radiographic disease progression or death (due to any cause from time of randomisation up until 24 weeks from study drug discontinuation), whichever occurred first.

Enzalutamide demonstrated a statistically significant 61% reduction in the risk of an rPFS event compared to placebo [HR = 0.39 (95% CI: 0.30, 0.50); $p < 0.0001$]. Consistent rPFS results were observed in patients with high or low volume of disease and patients with and without prior docetaxel therapy. The median time to an rPFS event was not reached in the enzalutamide arm and was 19.0 months (95% CI: 16.6, 22.2) in the placebo arm.

Table 3: Summary of efficacy in patients treated with either enzalutamide or placebo in the ARCHES study (intent-to-treat analysis)

	Enzalutamide plus ADT (N = 574)	**Placebo plus ADT (N = 576)**
Radiographic Progression-free Survival		
Number of events (%)	91 (15.9)	201 (34.9)
Median, months (95% CI)[1]	NR	19.0 (16.6, 22.2)
Hazard ratio (95% CI)[2]	0.39 (0.30, 0.50)	
P-value[2]	$p < 0.0001$	

NR = Not reached.

1. Calculated using Brookmeyer and Crowley method.
2. Stratified by volume of disease (low vs high) and prior docetaxel use (yes or no).

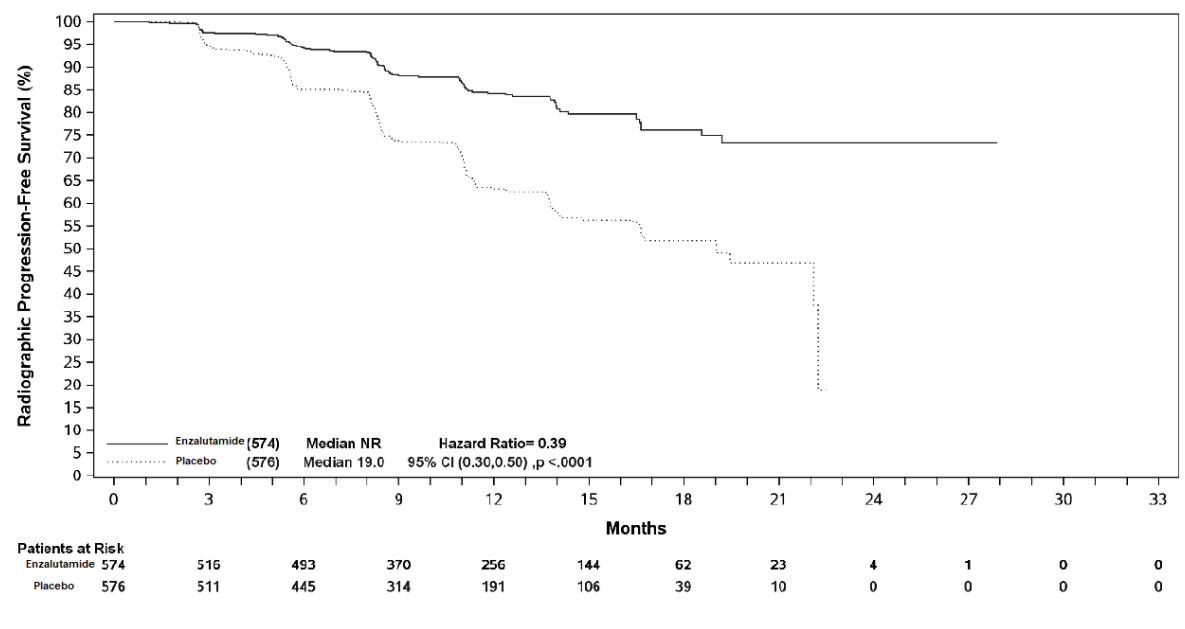

Figure 3: Kaplan-Meier curve of rPFS in ARCHES study (intent-to-treat analysis)

Key secondary efficacy endpoints assessed in the study included time to PSA progression, time to start of new antineoplastic therapy, PSA undetectable rate (decline to < 0.2 µg/L), and objective response rate (RECIST 1.1 based on independent review). Statistically significant improvements in patients treated with enzalutamide compared to placebo were demonstrated for all these secondary endpoints.

Another key secondary efficacy endpoint assessed in the study was overall survival. At the pre-specified final analysis for overall survival, conducted when 356 deaths were observed, a statistically significant 34% reduction in the risk of death was demonstrated in the group randomised to receive enzalutamide compared with the group randomised to receive placebo [HR = 0.66, (95% CI: 0.53; 0.81), p < 0.0001]. The median time for overall survival was not reached in either treatment group. The estimated median follow-up time for all patients was 44.6 months (see Figure 4).

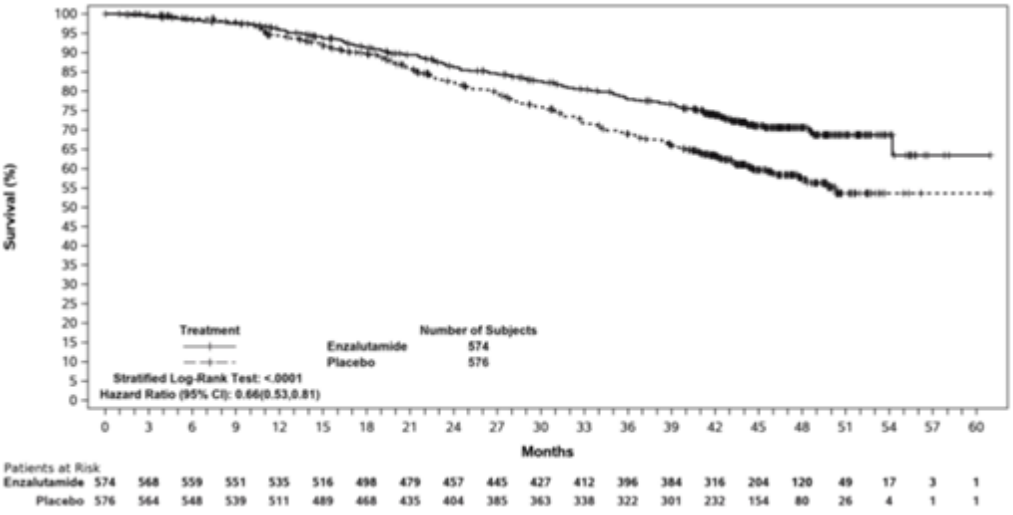

Figure 4: Kaplan-Meier Curves of overall survival in the ARCHES study (intent-to-treat analysis)

MDV3100-14 (PROSPER) study (patients with non-metastatic CRPC)
The PROSPER study enrolled 1 401 patients with asymptomatic, high-risk non-metastatic CRPC who continued on androgen deprivation therapy (ADT; defined as LHRH analogue or prior bilateral orchiectomy). Patients were required to have a PSA doubling time ≤ 10 months, PSA ≥ 2 ng/mL, and confirmation of non-metastatic disease by blinded independent central review (BICR).

Patients with a history of mild to moderate heart failure (NYHA Class I or II), and patients taking medicinal products associated with lowering the seizure threshold were allowed. Patients were excluded with a previous history of seizure, a condition that might predispose them to seizure, or certain prior treatments for prostate cancer (i.e., chemotherapy, ketoconazole, abiraterone acetate, aminoglutethimide and/or enzalutamide).

Patients were randomised 2:1 to receive either enzalutamide at a dose of 160 mg once daily (N = 933) or placebo (N = 468). Patients were stratified by Prostate Specific Antigen (PSA) Doubling Time (PSADT) (< 6 months or ≥ 6 months) and the use of bone-targeting agents (yes or no).

The demographic and baseline characteristics were well-balanced between the two treatment arms. The median age at randomisation was 74 years in the enzalutamide arm and 73 years in the placebo arm. Most patients (approximately 71%) in the study were Caucasian; 16% were Asian and 2% were Black. Eighty-one percent (81%) of patients had an ECOG performance status score of 0 and 19% patients had an ECOG performance status of 1.

Metastasis-free survival (MFS) was the primary endpoint defined as the time from randomisation to radiographic progression or death within 112 days of treatment discontinuation without evidence of radiographic progression, whichever occurred first. Key secondary endpoints assessed in the study were time to PSA progression, time to first use of new antineoplastic therapy (TTA), overall survival (OS). Additional secondary endpoints included time to first use of cytotoxic chemotherapy and chemotherapy-free survival. See results below (Table 4).

Enzalutamide demonstrated a statistically significant 71% reduction in the relative risk of radiographic progression or death compared to placebo [HR = 0.29 (95% CI: 0.24, 0.35), p < 0.0001]. Median MFS was 36.6 months (95% CI: 33.1, NR) on the enzalutamide arm versus 14.7 months (95% CI: 14.2, 15.0) on the placebo arm. Consistent MFS results were also observed in all pre-specified patient sub-groups including PSADT (< 6 months or ≥ 6 months), demographic region (North America, Europe, rest of world), age (< 75 or ≥ 75), use of a prior bone-targeting agent (yes or no) (see Figure 5).

Table 4: Summary of efficacy results in the PROSPER study (intent-to-treat analysis)

	Enzalutamide (N = 933)	Placebo (N = 468)
Primary Endpoint		
Metastasis-free survival		
Number of Events (%)	219 (23.5)	228 (48.7)
Median, months (95% CI)[1]	36.6 (33.1, NR)	14.7 (14.2, 15.0)
Hazard Ratio (95% CI)[2]	0.29 (0.24, 0.35)	
P-value[3]	p < 0.0001	
Key Secondary Efficacy Endpoints		
Overall Survival[4]		
Number of Events (%)	288 (30.9)	178 (38.0)
Median, months (95% CI)[1]	67.0 (64.0, NR)	56.3 (54.4, 63.0)
Hazard Ratio (95% CI)[2]	0.734 (0.608, 0.885)	
P-value[3]	p = 0.0011	
Time to PSA progression		
Number of Events (%)	208 (22.3)	324 (69.2)
Median, months (95% CI)[1]	37.2 (33.1, NR)	3.9 (3.8, 4.0)
Hazard Ratio (95% CI)[2]	0.07 (0.05, 0.08)	
P-value[3]	p < 0.0001	
Time to first use of new antineoplastic therapy		
Number of Events (%)	142 (15.2)	226 (48.3)
Median, months (95% CI)[1]	39.6 (37.7, NR)	17.7 (16.2, 19.7)
Hazard Ratio (95% CI)[2]	0.21 (0.17, 0.26)	
P-value[3]	p < 0.0001	

NR = Not reached.

1. Based on Kaplan-Meier estimates.
2. HR is based on a Cox regression model (with treatment as the only covariate) stratified by PSA doubling time and prior or concurrent use of a bone targeting agent. The HR is relative to placebo with < 1 favouring enzalutamide.
3. P-value is based on a stratified log-rank test by PSA doubling time (< 6 months, ≥ 6 months) and prior or concurrent use of a bone targeting agent (yes, no).
4. Based upon a prespecified interim analysis with data cut-off date of 15 Oct 2019.

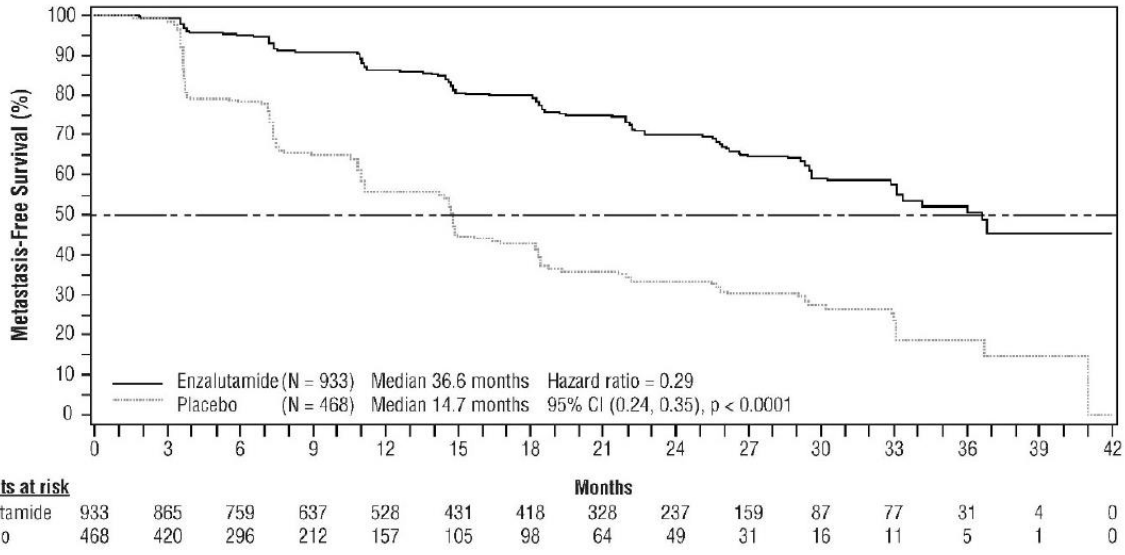

Figure 5: Kaplan-Meier Curves of metastasis-free survival in the PROSPER study (intent-to-treat analysis)

At the final analysis for overall survival, conducted when 466 deaths were observed, a statistically significant improvement in overall survival was demonstrated in patients randomised to receive enzalutamide compared with patients randomised to receive placebo with a 26.6% reduction in risk of

death [hazard ratio (HR) = 0.734, (95% CI: 0.608; 0.885), p = 0.0011] (see Figure 6). The median follow-up time was 48.6 and 47.2 months for the enzalutamide and placebo groups, respectively. Thirty-three percent of enzalutamide-treated and 65% of placebo-treated patients received at least one subsequent antineoplastic therapy that may prolong overall survival.

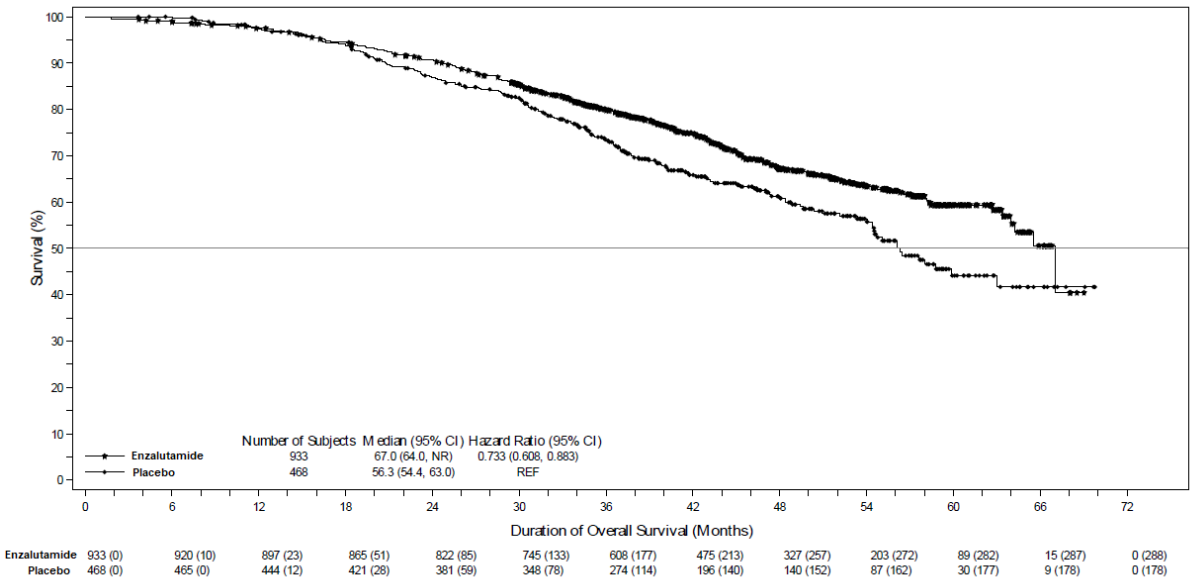

Figure 6: Kaplan-Meier Curves of overall survival in the PROSPER study (intent-to-treat analysis)

Enzalutamide demonstrated a statistically significant 93% reduction in the relative risk of PSA progression compared to placebo [HR = 0.07 (95% CI: 0.05, 0.08), p < 0.0001]. Median time to PSA progression was 37.2 months (95% CI: 33.1, NR) on the enzalutamide arm versus 3.9 months (95% CI: 3.8, 4.0) on the placebo arm.

Enzalutamide demonstrated a statistically significant delay in the time to first use of new antineoplastic therapy compared to placebo [HR = 0.21 (95% CI: 0.17, 0.26), p < 0.0001]. Median time to first use of new antineoplastic therapy was 39.6 months (95% CI: 37.7, NR) on the enzalutamide arm versus 17.7 months (95% CI: 16.2, 19.7) on the placebo arm (see Figure 7).

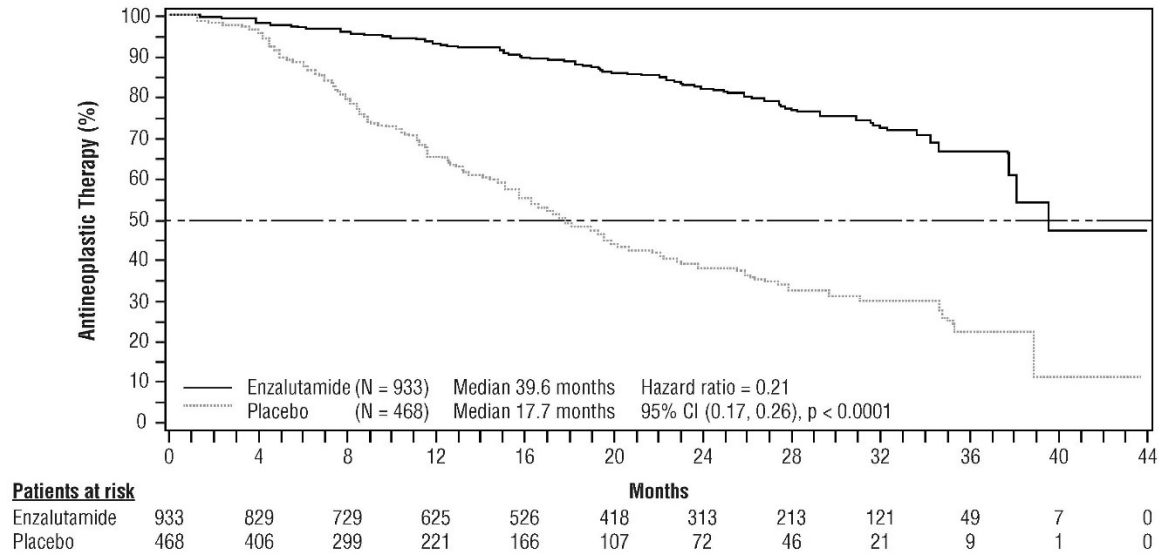

Figure 7: Kaplan-Meier curves of time to first use of new antineoplastic therapy in the PROSPER study (intent-to-treat analysis)

MDV3100-09 (STRIVE) study (chemotherapy-naïve patients with non-metastatic/metastatic CRPC)
The STRIVE study enrolled 396 non-metastatic or metastatic CRPC patients who had serologic or radiographic disease progression despite primary androgen deprivation therapy who were randomised to receive either enzalutamide at a dose of 160 mg once daily (N = 198) or bicalutamide at a dose of 50 mg once daily (N = 198). PFS was the primary endpoint defined as the time from randomisation to the earliest objective evidence of radiographic progression, PSA progression, or death on study. Median PFS was 19.4 months (95% CI: 16.5, not reached) in the enzalutamide group versus 5.7 months (95% CI: 5.6, 8.1) in the bicalutamide group [HR = 0.24 (95% CI: 0.18, 0.32), p < 0.0001]. Consistent benefit of enzalutamide over bicalutamide on PFS was observed in all pre-specified patient subgroups. For the non-metastatic subgroup (N = 139) a total of 19 out of 70 (27.1%) patients treated with enzalutamide and 49 out of 69 (71.0%) patients treated with bicalutamide had PFS events (68 total events). The hazard ratio was 0.24 (95% CI: 0.14, 0.42) and the median time to a PFS event was not reached in the enzalutamide group versus 8.6 months in the bicalutamide group (see Figure 8).

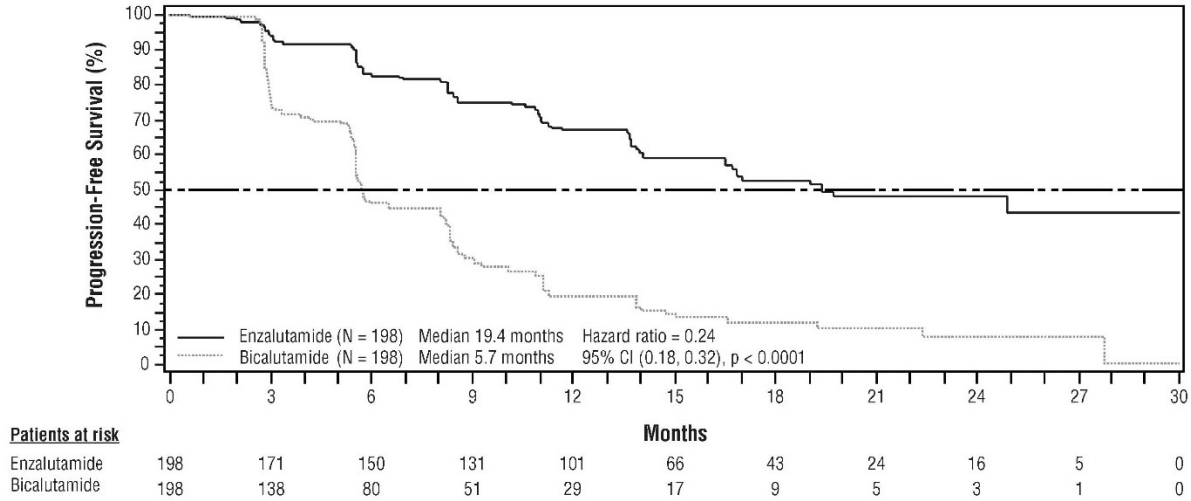

Figure 8: Kaplan-Meier Curves of progression-free survival in the STRIVE study (intent-to-treat analysis)

9785-CL-0222 (TERRAIN) study (chemotherapy-naïve patients with metastatic CRPC)
The TERRAIN study enrolled 375 chemo- and antiandrogen-therapy naïve patients with metastatic CRPC who were randomised to receive either enzalutamide at a dose of 160 mg once daily (N = 184) or bicalutamide at a dose of 50 mg once daily (N = 191). Median PFS was 15.7 months for patients on enzalutamide versus 5.8 months for patients on bicalutamide [HR = 0.44 (95% CI: 0.34, 0.57), p < 0.0001]. Progression-free survival was defined as objective evidence of radiographic disease progression by independent central review, skeletal-related events, initiation of new antineoplastic therapy or death by any cause, whichever occurred first. Consistent PFS benefit was observed across all pre-specified patient subgroups.

MDV3100-03 (PREVAIL) study (chemotherapy-naïve patients with metastatic CRPC)
A total of 1 717 asymptomatic or mildly symptomatic chemotherapy-naïve patients were randomised 1:1 to receive either enzalutamide orally at a dose of 160 mg once daily (N = 872) or placebo orally once daily (N = 845). Patients with visceral disease, patients with a history of mild to moderate heart failure (NYHA Class I or II), and patients taking medicinal products associated with lowering the seizure threshold were allowed. Patients with a previous history of seizure or a condition that might predispose to seizure and patients with moderate or severe pain from prostate cancer were excluded. Study treatment continued until disease progression (evidence of radiographic progression, a skeletal-related event, or clinical progression) and the initiation of either a cytotoxic chemotherapy or an investigational agent, or until unacceptable toxicity.

Patient demographics and baseline disease characteristics were balanced between the treatment arms. The median age was 71 years (range 42 - 93) and the racial distribution was 77% Caucasian, 10% Asian, 2% Black and 11% other or unknown races. Sixty-eight percent (68%) of patients had an ECOG performance status score of 0 and 32% patients had an ECOG performance status of 1. Baseline pain assessment was 0 - 1 (asymptomatic) in 67% of patients and 2 - 3 (mildly symptomatic) in 32% of patients as defined by the Brief Pain Inventory Short Form (worst pain over past 24 hours on a scale of 0 to 10). Approximately 45% of patients had measurable soft tissue disease at study entry, and 12% of patients had visceral (lung and/or liver) metastases.

Co-primary efficacy endpoints were overall survival and radiographic progression-free survival (rPFS). In addition to the co-primary endpoints, benefit was also assessed using time to initiation of cytotoxic chemotherapy, best overall soft tissue response, time to first skeletal-related event, PSA response (≥ 50% decrease from baseline), time to PSA progression, and time to FACT-P total score degradation.

Radiographic progression was assessed with the use of sequential imaging studies as defined by Prostate Cancer Clinical Trials Working Group 2 (PCWG2) criteria (for bone lesions) and/or Response Evaluation Criteria in Solid Tumors (RECIST v 1.1) criteria (for soft tissue lesions). Analysis of rPFS utilised centrally reviewed radiographic assessment of progression.

At the pre-specified interim analysis for overall survival when 540 deaths were observed, treatment with enzalutamide demonstrated a statistically significant improvement in overall survival compared to treatment with placebo with a 29.4% reduction in risk of death [HR = 0.706 (95% CI: 0.60; 0.84), $p < 0.0001$]. An updated survival analysis was conducted when 784 deaths were observed. Results from this analysis were consistent with those from the interim analysis (Table 5). At the updated analysis 52% of enzalutamide-treated and 81% of placebo-treated patients had received subsequent therapies for metastatic CRPC that may prolong overall survival.

A final analysis of 5-year PREVAIL data showed a statistically significant increase in overall survival was maintained in patients treated with enzalutamide compared to placebo [HR = 0.835, (95% CI: 0.75, 0.93); p-value = 0.0008] despite 28% of patients on placebo crossing over to enzalutamide. The 5-year OS rate was 26% for the enzalutamide arm compared to 21% for the placebo arm.

Table 5: Overall survival of patients treated with either enzalutamide or placebo in the PREVAIL study (intent-to-treat analysis)

	Enzalutamide (N = 872)	**Placebo (N = 845)**
Pre-specified interim analysis		
Number of deaths (%)	241 (27.6%)	299 (35.4%)
Median survival, months (95% CI)	32.4 (30.1, NR)	30.2 (28.0, NR)
P-value[1]	p < 0.0001	
Hazard ratio (95% CI)[2]	0.71 (0.60, 0.84)	
Updated survival analysis		
Number of deaths (%)	368 (42.2%)	416 (49.2%)
Median survival, months (95% CI)	35.3 (32.2, NR)	31.3 (28.8, 34.2)
P-value[1]	p = 0.0002	
Hazard ratio (95% CI)[2]	0.77 (0.67, 0.88)	
5-year survival analysis		
Number of deaths (%)	689 (79)	693 (82)
Median survival, months (95% CI)	35.5 (33.5, 38.0)	31.4 (28.9, 33.8)
P-value[1]	p = 0.0008	
Hazard ratio (95% CI)[2]	0.835 (0.75, 0.93)	

NR = Not reached.

1. P-value is derived from an unstratified log-rank test.
2. Hazard Ratio is derived from an unstratified proportional hazards model. Hazard ratio < 1 favours enzalutamide.

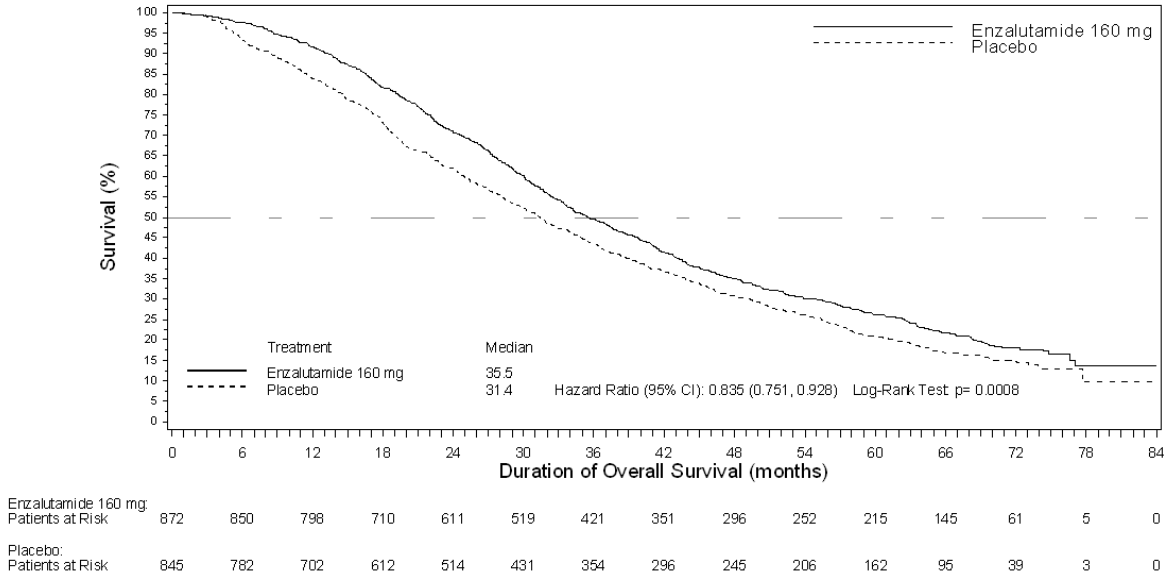

Figure 9: Kaplan-Meier curves of overall survival based on 5-year survival analysis in the PREVAIL study (intent-to-treat analysis)

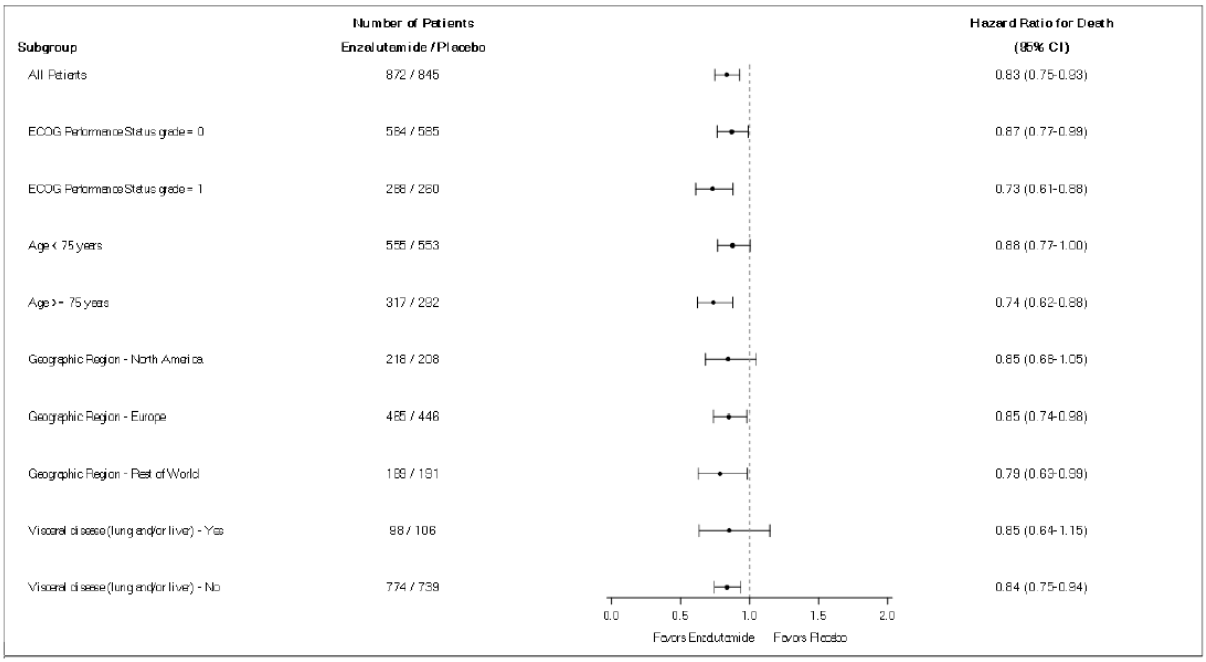

Figure 10: 5-year overall survival analysis by subgroup: Hazard ratio and 95% confidence interval in the PREVAIL study (intent-to-treat analysis)

At the pre-specified rPFS analysis, a statistically significant improvement was demonstrated between the treatment groups with an 81.4% reduction in risk of radiographic progression or death [HR = 0.19 (95% CI: 0.15, 0.23), p < 0.0001]. One hundred and eighteen (14%) enzalutamide-treated patients and 321 (40%) of placebo-treated patients had an event. The median rPFS was not reached (95% CI: 13.8, not reached) in the enzalutamide-treated group and was 3.9 months (95% CI: 3.7, 5.4) in the placebo-treated group (Figure 11). Consistent rPFS benefit was observed across all pre-specified patient subgroups (e.g. age, baseline ECOG performance, baseline PSA and LDH, Gleason score at diagnosis, and visceral disease at screening). A pre-specified follow-up rPFS analysis based on the investigator assessment of radiographic progression demonstrated a statistically significant improvement between the treatment groups with a 69.3% reduction in risk of radiographic progression or death [HR = 0.31 (95% CI: 0.27, 0.35), p < 0.0001]. The median rPFS was 19.7 months in the enzalutamide group and 5.4 months in the placebo group.

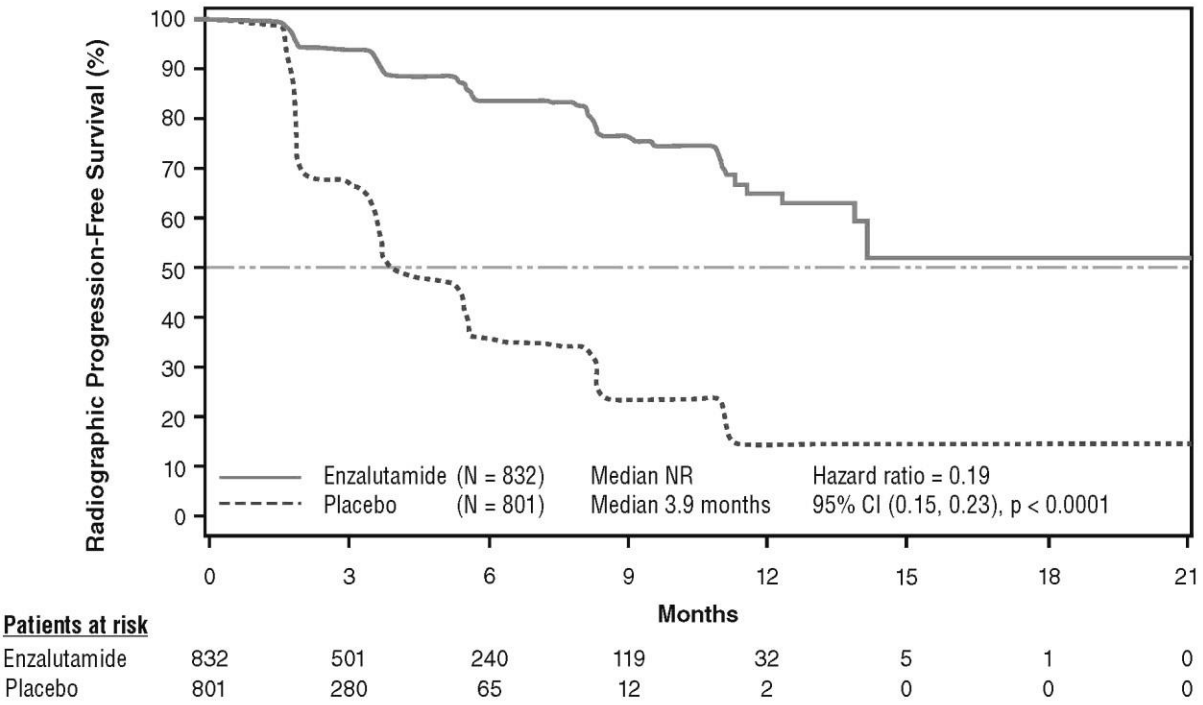

At the time of the primary analysis there were 1 633 patients randomised.

Figure 11: Kaplan-Meier curves of radiographic progression-free survival in the PREVAIL study (intent-to-treat analysis)

In addition to the co-primary efficacy endpoints, statistically significant improvements were also demonstrated in the following prospectively defined endpoints.

The median time to initiation of cytotoxic chemotherapy was 28.0 months for patients receiving enzalutamide and 10.8 months for patients receiving placebo [HR = 0.35 (95% CI: 0.30, 0.40), $p < 0.0001$].

The proportion of enzalutamide-treated patients with measurable disease at baseline who had an objective soft tissue response was 58.8% (95% CI: 53.8, 63.7) compared with 5.0% (95% CI: 3.0, 7.7) of patients receiving placebo. The absolute difference in objective soft tissue response between enzalutamide and placebo arms was [53.9% (95% CI: 48.5, 59.1), $p < 0.0001$]. Complete responses were reported in 19.7% of enzalutamide-treated patients compared with 1.0% of placebo-treated patients, and partial responses were reported in 39.1% of enzalutamide-treated patients versus 3.9% of placebo-treated patients.

Enzalutamide significantly decreased the risk of the first skeletal-related event by 28% [HR = 0.718 (95% CI: 0.61, 0.84), $p < 0.0001$]. A skeletal-related event was defined as radiation therapy or surgery to bone for prostate cancer, pathologic bone fracture, spinal cord compression, or change of antineoplastic therapy to treat bone pain. The analysis included 587 skeletal-related events, of which 389 events (66.3%) were radiation to bone, 79 events (13.5%) were spinal cord compression, 70 events (11.9%) were pathologic bone fracture, 45 events (7.6%) were change in antineoplastic therapy to treat bone pain, and 22 events (3.7%) were surgery to bone.

Patients receiving enzalutamide demonstrated a significantly higher total PSA response rate (defined as a $\geq$ 50% reduction from baseline), compared with patients receiving placebo, 78.0% versus 3.5% (difference = 74.5%, $p < 0.0001$).

The median time to PSA progression per PCWG2 criteria was 11.2 months for patients treated with enzalutamide and 2.8 months for patients who received placebo [HR = 0.17 (95% CI: 0.15, 0.20), $p < 0.0001$].

Treatment with enzalutamide decreased the risk of FACT-P degradation by 37.5% compared with placebo ($p < 0.0001$). The median time to degradation in FACT-P was 11.3 months in the enzalutamide group and 5.6 months in the placebo group.

CRPC2 (AFFIRM) study (patients with metastatic CRPC who previously received chemotherapy)
The efficacy and safety of enzalutamide in patients with metastatic CRPC who had received docetaxel and were using a LHRH analogue or had undergone orchiectomy were assessed in a randomised, placebo-controlled, multicentre phase 3 clinical trial. A total of 1 199 patients were randomised 2:1 to receive either enzalutamide orally at a dose of 160 mg once daily (N = 800) or placebo once daily (N = 399). Patients were allowed but not required to take prednisone (maximum daily dose allowed was 10 mg prednisone or equivalent). Patients randomised to either arm were to continue treatment until disease progression (defined as confirmed radiographic progression or the occurrence of a skeletal-related event) and initiation of new systemic antineoplastic treatment, unacceptable toxicity, or withdrawal.

The following patient demographics and baseline disease characteristics were balanced between the treatment arms. The median age was 69 years (range 41 - 92) and the racial distribution was 93% Caucasian, 4% Black, 1% Asian, and 2% Other. The ECOG performance score was 0 - 1 in 91.5% of patients and 2 in 8.5% of patients; 28% had a mean Brief Pain Inventory score of ≥ 4 (mean of patient's reported worst pain over the previous 24 hours calculated for seven days prior to randomisation). Most (91%) patients had metastases in bone and 23% had visceral lung and/or liver involvement. At study entry, 41% of randomised patients had PSA progression only, whereas 59% of patients had radiographic progression. Fifty-one percent (51%) of patients were on bisphosphonates at baseline.

The AFFIRM study excluded patients with medical conditions that may predispose them to seizures (see section 4.8) and medicinal products known to decrease the seizure threshold, as well as clinically significant cardiovascular disease such as uncontrolled hypertension, recent history of myocardial infarction or unstable angina, New York Heart Association class III or IV heart failure (unless ejection fraction was ≥ 45%), clinically significant ventricular arrhythmias or AV block (without permanent pacemaker).

The protocol pre-specified interim analysis after 520 deaths showed a statistically significant superiority in overall survival in patients treated with enzalutamide compared to placebo (Table 6 and Figures 12 and 13).

Table 6: Overall survival of patients treated with either enzalutamide or placebo in the AFFIRM study (intent-to-treat analysis)

	Enzalutamide (N = 800)	**Placebo (N = 399)**
Deaths (%)	308 (38.5%)	212 (53.1%)
Median survival (months) (95% CI)	18.4 (17.3, NR)	13.6 (11.3, 15.8)
P-value[1]	$p < 0.0001$	
Hazard ratio (95% CI)[2]	0.63 (0.53, 0.75)	

NR = Not Reached.

1. P-value is derived from a log rank test stratified by ECOG performance status score (0-1 vs. 2) and mean pain score (< 4 vs. ≥ 4).
2. Hazard Ratio is derived from a stratified proportional hazards model. Hazard ratio < 1 favours enzalutamide.

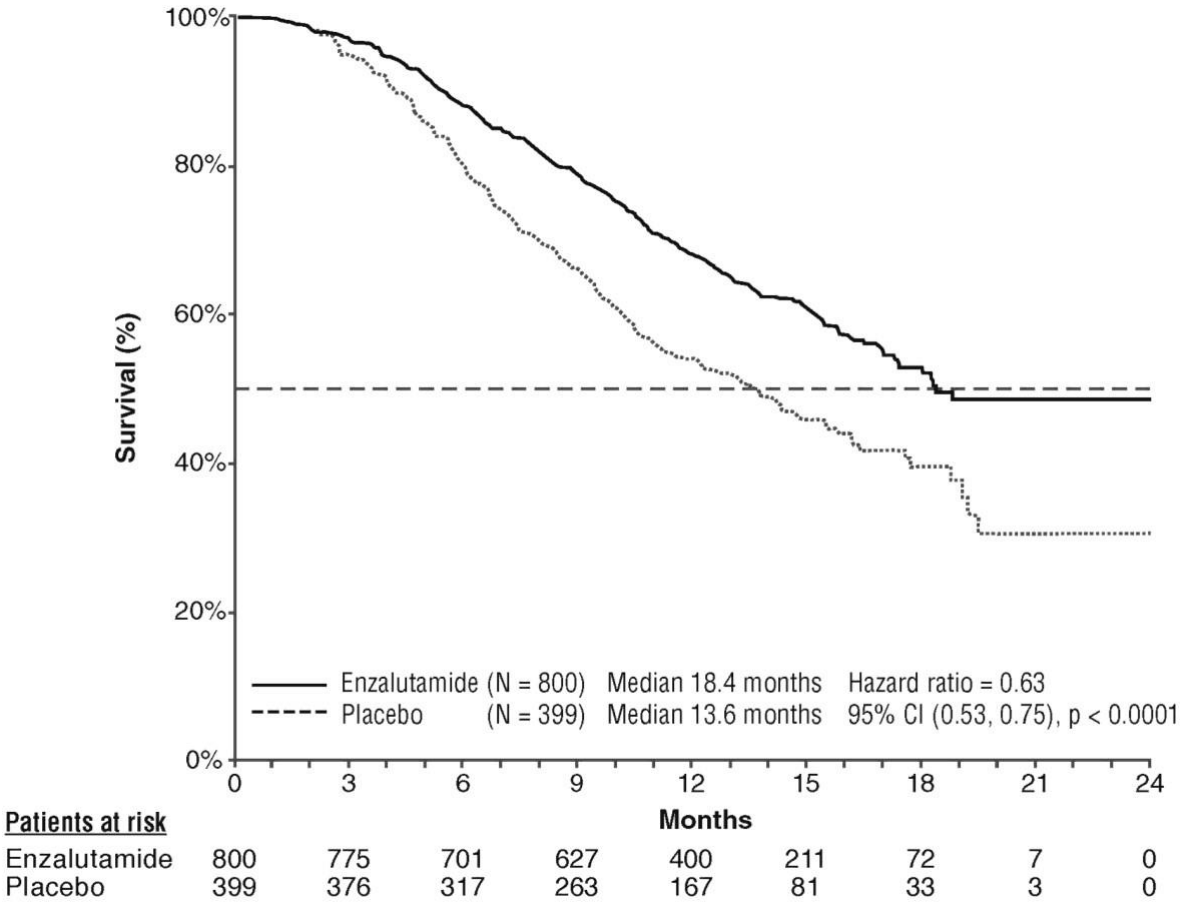

Figure 12: Kaplan-Meier curves of overall survival in the AFFIRM study (intent-to-treat analysis)

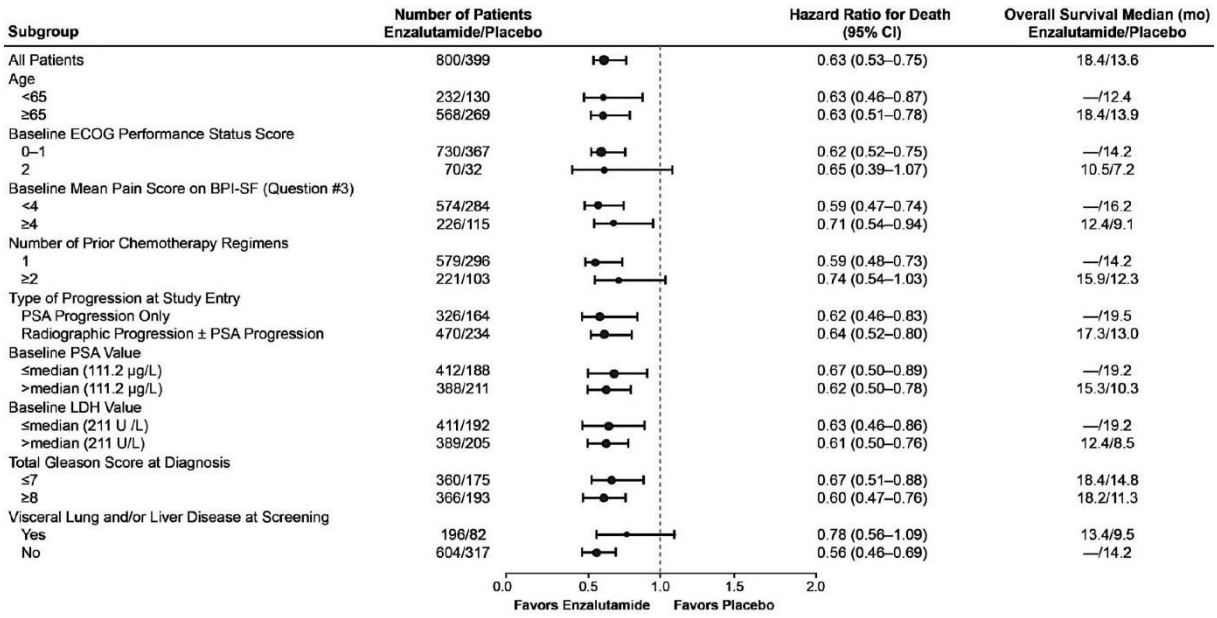

ECOG: Eastern Cooperative Oncology Group; BPI-SF: Brief Pain Inventory-Short Form; PSA: Prostate Specific Antigen

Figure 13: Overall survival by subgroup in the AFFIRM study – Hazard ratio and 95% confidence interval

In addition to the observed improvement in overall survival, key secondary endpoints (PSA progression, radiographic progression-free survival, and time to first skeletal-related event) favoured enzalutamide and were statistically significant after adjusting for multiple testing.

Radiographic progression-free survival as assessed by the investigator using RECIST v 1.1 for soft tissue and appearance of 2 or more bone lesions in bone scan was 8.3 months for patients treated with enzalutamide and 2.9 months for patients who received placebo [HR = 0.40 (95% CI: 0.35, 0.47), $p < 0.0001$]. The analysis involved 216 deaths without documented progression and 645 documented progression events, of which 303 (47%) were due to soft tissue progression, 268 (42%) were due to bone lesion progression and 74 (11%) were due to both soft tissue and bone lesions.

Confirmed PSA decline of 50% or 90% were 54.0% and 24.8%, respectively, for patients treated with enzalutamide and 1.5% and 0.9%, respectively, for patients who received placebo ($p < 0.0001$). The median time to PSA progression was 8.3 months for patients treated with enzalutamide and 3.0 months for patients who received placebo [HR = 0.25 (95% CI: 0.20, 0.30), $p < 0.0001$].

The median time to first skeletal-related event was 16.7 months for patients treated with enzalutamide and 13.3 months for patients who received placebo [HR = 0.69 (95% CI: 0.57, 0.84), $p < 0.0001$]. A skeletal-related event was defined as radiation therapy or surgery to bone, pathologic bone fracture, spinal cord compression or change of antineoplastic therapy to treat bone pain. The analysis involved 448 skeletal-related events, of which 277 events (62%) were radiation to bone, 95 events (21%) were spinal cord compression, 47 events (10%) were pathologic bone fracture, 36 events (8%) were change in antineoplastic therapy to treat bone pain, and 7 events (2%) were surgery to bone.

9785-CL-0410 study (enzalutamide post abiraterone in patients with metastatic CRPC)
The study was a single-arm study in 214 patients with progressing metastatic CRPC who received enzalutamide (160 mg once daily) after at least 24 weeks of treatment with abiraterone acetate plus prednisone. Median rPFS (radiologic progression free survival, the study´s primary endpoint) was 8.1 months (95% CI: 6.1, 8.3). Median OS was not reached. PSA Response (defined as ≥ 50% decrease from baseline) was 22.4% (95% CI: 17.0, 28.6). For the 69 patients who previously received chemotherapy, median rPFS was 7.9 months (95% CI: 5.5, 10.8). PSA Response was 23.2% (95% CI: 13.9, 34.9). For the 145 patients who had no previous chemotherapy, median rPFS was 8.1 months (95% CI: 5.7, 8.3). PSA Response was 22.1% (95% CI: 15.6, 29.7).

Although there was a limited response in some patients from treatment with enzalutamide after abiraterone, the reason for this finding is currently unknown. The study design could neither identify the patients who are likely to benefit, nor the order in which enzalutamide and abiraterone should be optimally sequenced.

Elderly

Of the 5 110 patients in the controlled clinical trials who received enzalutamide, 3 988 patients (78%) were 65 years and over and 1 703 patients (33%) were 75 years and over. No overall differences in safety or effectiveness were observed between these elderly patients and younger patients.

Paediatric population

The European Medicines Agency has waived the obligation to submit the results of studies with enzalutamide in all subsets of the paediatric population in prostate carcinoma (see section 4.2 for information on paediatric use).

5.2 Pharmacokinetic properties

Enzalutamide is poorly water soluble. The solubility of enzalutamide is increased by caprylocaproyl macrogolglycerides as emulsifier/surfactant. In preclinical studies, the absorption of enzalutamide was increased when dissolved in caprylocaproyl macrogolglycerides.

The pharmacokinetics of enzalutamide have been evaluated in prostate cancer patients and in healthy male subjects. The mean terminal half-life (t1/2) for enzalutamide in patients after a single oral dose is 5.8 days (range 2.8 to 10.2 days), and steady state is achieved in approximately one month. With daily oral administration, enzalutamide accumulates approximately 8.3-fold relative to a single dose. Daily fluctuations in plasma concentrations are low (peak-to-trough ratio of 1.25). Clearance of enzalutamide is primarily via hepatic metabolism, producing an active metabolite that is equally as active as enzalutamide and circulates at approximately the same plasma concentration as enzalutamide.

Absorption

Oral absorption of film-coated enzalutamide tablets was evaluated in healthy male volunteers after a single 160 mg dose of enzalutamide film-coated tablets, and pharmacokinetic modelling and simulation were used to predict the pharmacokinetic profile at steady state. Based on these predictions, as well as other supportive data, the median time to reach maximum plasma enzalutamide concentrations (C_{max}) is 2 hours (range 0.5 to 6 hours), and the steady-state pharmacokinetic profiles of enzalutamide and its active metabolite are similar for the film-coated tablets and the enzalutamide soft capsules formulation. Following oral administration of the soft capsule formulation (enzalutamide 160 mg daily) in patients with metastatic CRPC, the steady-state plasma mean C_{max} values for enzalutamide and its active metabolite are 16.6 µg/mL (23% CV) and 12.7 µg/mL (30% CV), respectively.

Based on a mass balance study in humans, oral absorption of enzalutamide is estimated to be at least 84.2%. Enzalutamide is not a substrate of the efflux transporters P-gp or BCRP.

Food has no clinically significant effect on the extent of absorption. In clinical trials, enzalutamide was administered without regard to food.

Distribution

The mean apparent volume of distribution (V/F) of enzalutamide in patients after a single oral dose is 110 L (29% CV). The volume of distribution of enzalutamide is greater than the volume of total body water, indicative of extensive extravascular distribution. Studies in rodents indicate that enzalutamide and its active metabolite can cross the blood brain barrier.

Enzalutamide is 97% to 98% bound to plasma proteins, primarily albumin. The active metabolite is 95% bound to plasma proteins. There was no protein binding displacement between enzalutamide and other highly bound medicinal products (warfarin, ibuprofen and salicylic acid) in vitro.

Biotransformation

Enzalutamide is extensively metabolised. There are two major metabolites in human plasma: N-desmethyl enzalutamide (active) and a carboxylic acid derivative (inactive). Enzalutamide is metabolised by CYP2C8 and to a lesser extent by CYP3A4/5 (see section 4.5), both of which play a role in the formation of the active metabolite. In vitro, N-desmethyl enzalutamide is metabolised to the carboxylic acid metabolite by carboxylesterase 1, which also plays a minor role in the metabolism of enzalutamide to the carboxylic acid metabolite. N-desmethyl enzalutamide was not metabolised by CYPs in vitro.

Under conditions of clinical use, enzalutamide is a strong inducer of CYP3A4, a moderate inducer of CYP2C9 and CYP2C19, and has no clinically relevant effect on CYP2C8 (see section 4.5).

Elimination

The mean apparent clearance (CL/F) of enzalutamide in patients ranges from 0.520 and 0.564 L/h. Following oral administration of ^{14}C-enzalutamide, 84.6% of the radioactivity is recovered by 77 days post dose: 71.0% is recovered in urine (primarily as the inactive metabolite, with trace amounts of

enzalutamide and the active metabolite), and 13.6% is recovered in faeces (0.39% of dose as unchanged enzalutamide).

In vitro data indicate that enzalutamide is not a substrate for OATP1B1, OATP1B3, or OCT1; and N-desmethyl enzalutamide is not a substrate for P-gp or BCRP.

In vitro data indicate that enzalutamide and its major metabolites do not inhibit the following transporters at clinically relevant concentrations: OATP1B1, OATP1B3, OCT2, or OAT1.

Linearity

No major deviations from dose proportionality are observed over the dose range 40 to 160 mg. The steady-state C_{min} values of enzalutamide and the active metabolite in individual patients remained constant during more than one year of chronic therapy, demonstrating time-linear pharmacokinetics once steady-state is achieved.

Renal impairment

No formal renal impairment study for enzalutamide has been completed. Patients with serum creatinine > 177 μmol/L (2 mg/dL) were excluded from clinical studies. Based on a population pharmacokinetic analysis, no dose adjustment is necessary for patients with calculated creatinine clearance (CrCL) values ≥ 30 mL/min (estimated by the Cockcroft and Gault formula). Enzalutamide has not been evaluated in patients with severe renal impairment (CrCL < 30 mL/min) or end-stage renal disease, and caution is advised when treating these patients. It is unlikely that enzalutamide will be significantly removed by intermittent haemodialysis or continuous ambulatory peritoneal dialysis.

Hepatic impairment

Hepatic impairment did not have a pronounced effect on the total exposure to enzalutamide or its active metabolite. The half-life of enzalutamide was however doubled in patients with severe hepatic impairment compared with healthy controls (10.4 days compared to 4.7 days), possibly related to an increased tissue distribution.

The pharmacokinetics of enzalutamide were examined in subjects with baseline mild (N = 6), moderate (N = 8) or severe (N = 8) hepatic impairment (Child-Pugh Class A, B or C, respectively) and in 22 matched control subjects with normal hepatic function. Following a single oral 160 mg dose of enzalutamide, the AUC and C_{max} for enzalutamide in subjects with mild impairment increased by 5% and 24%, respectively, the AUC and C_{max} of enzalutamide in subjects with moderate impairment increased by 29% and decreased by 11%, respectively, and the AUC and C_{max} of enzalutamide in subjects with severe impairment increased by 5% and decreased by 41%, respectively, compared to healthy control subjects. For the sum of unbound enzalutamide plus the unbound active metabolite, the AUC and C_{max} in subjects with mild impairment increased by 14% and 19%, respectively, the AUC and C_{max} in subjects with moderate impairment increased by 14% and decreased by 17%, respectively, and the AUC and C_{max} in subjects with severe hepatic impairment increased by 34% and decreased by 27%, respectively, compared to healthy control subjects.

Race

Most patients in the controlled clinical studies (> 75%) were Caucasian. Based on pharmacokinetic data from studies in Japanese and Chinese patients with prostate cancer, there were no clinically relevant differences in exposure among the populations. There are insufficient data to evaluate potential differences in the pharmacokinetics of enzalutamide in other races.

Elderly

No clinically relevant effect of age on enzalutamide pharmacokinetics was seen in the elderly population pharmacokinetic analysis.

5.3 Preclinical safety data

Enzalutamide treatment of pregnant mice resulted in an increased incidence of embryo-fetal deaths and external and skeletal changes. Fertility studies were not conducted with enzalutamide, but in studies in rats (4 and 26 weeks) and dogs (4, 13, and 39 weeks), atrophy, aspermia/hypospermia, and hypertrophy/hyperplasia in the reproductive system were noted, consistent with the pharmacological activity of enzalutamide. In studies in mice (4 weeks), rats (4 and 26 weeks) and dogs (4, 13, and 39 weeks), changes in the reproductive organs associated with enzalutamide were decreases in organ weight with atrophy of the prostate and epididymis. Leydig cell hypertrophy and/or hyperplasia were observed in mice (4 weeks) and dogs (39 weeks). Additional changes to reproductive tissues included hypertrophy/hyperplasia of the pituitary gland and atrophy in seminal vesicles in rats and testicular hypospermia and seminiferous tubule degeneration in dogs. Gender differences were noted in rat mammary glands (male atrophy and female lobular hyperplasia). Changes in the reproductive organs in both species were consistent with the pharmacological activity of enzalutamide and reversed or partially resolved after an 8-week recovery period. There were no other important changes in clinical pathology or histopathology in any other organ system, including the liver, in either species.

Studies in pregnant rats have shown that enzalutamide and/or its metabolites are transferred to fetuses. After oral administration of radiolabeled ^{14}C-enzalutamide to rats on day 14 of pregnancy at a dose of 30 mg/kg (~ 1.9 times the maximum dose indicated in humans), the maximum radioactivity in the fetus was reached 4 hours after administration and was lower than that in the maternal plasma with tissue/plasma ratio of 0.27. The radioactivity in the fetus decreased to 0.08 times the maximum concentration at 72 hours after administration.

Studies in lactating rats have shown that enzalutamide and/or its metabolites are secreted in rat milk. After oral administration of radiolabeled ^{14}C-enzalutamide to lactating rats at a dose of 30 mg/kg (~ 1.9 times the maximum dose indicated in humans), the maximum radioactivity in the milk was reached 4 hours after administration and was up to 3.54-fold higher than that in the maternal plasma. Study results also have shown that enzalutamide and/or its metabolites are transferred to infant rat tissues via milk and subsequently eliminated.

Enzalutamide was negative for genotoxicity in a standard battery of *in vitro* and *in vivo* tests. In a 6-month study in transgenic rasH2 mice, enzalutamide did not show carcinogenic potential (absence of neoplastic findings) at doses up to 20 mg/kg per day (AUC_{24h} ~317 μg·h/mL), which resulted in plasma exposure levels similar to the clinical exposure (AUC_{24h} ~322 μg·h/mL) in mCRPC patients receiving 160 mg, daily.

Daily dosing of rats for two years with enzalutamide produced an increased incidence of neoplastic findings. These included benign thymoma, fibroadenoma in the mammary glands, benign Leydig cell tumours in the testes and urothelium papilloma and carcinoma of urinary bladder in males; benign granulosa cell tumour in the ovaries in females and adenoma in the pars distalis of the pituitary in both sexes. The human relevance of thymoma, pituitary adenoma and mammary fibroadenoma as well as urothelium papilloma and carcinoma of urinary bladder cannot be ruled out.

Enzalutamide was not phototoxic *in vitro*.

6. PHARMACEUTICAL PARTICULARS

6.1 List of excipients

Tablet core

Methacrylic acid-ethyl acrylate copolymer (1:1) Type A (additionally containing sodium lauryl sulfate and polysorbate 80)
Silica, colloidal anhydrous

Cellulose, microcrystalline
Croscarmellose sodium
Magnesium stearate

Tablet coating

Hypromellose 2910
Macrogol MW 3350
Titanium dioxide (E171)
Iron oxide yellow (E172)
Talc

6.2 Incompatibilities

Not applicable.

6.3 Shelf life

40 mg and 80 mg film-coated tablets

3 years

160 mg film-coated tablets

2 years

6.4 Special precautions for storage

This medicinal product does not require any special storage conditions.

6.5 Nature and contents of container

40 mg film-coated tablets

Aluminium-OPA/Alu/PVC blister pack containing 112 film-coated tablets.
Aluminium-OPA/Alu/PVC blister calendar pack containing 112 film-coated tablets.
Aluminium-OPA/Alu/PVC unit-dose blister pack containing 1 x 112 film-coated tablets.

80 mg film-coated tablets

Aluminium-OPA/Alu/PVC blister pack containing 56 film-coated tablets.
Aluminium-OPA/Alu/PVC blister calendar pack containing 56 film-coated tablets.
Aluminium-OPA/Alu/PVC unit-dose blister pack containing 1 x 56 film-coated tablets.

160 mg film-coated tablets

Aluminium-OPA/Alu/PVC blister pack containing 28 film-coated tablets.
Aluminium-OPA/Alu/PVC blister calendar pack containing 28 film-coated tablets.
Aluminium-OPA/Alu/PVC unit-dose blister pack containing 1 x 28 film-coated tablets.

Not all pack sizes may be marketed.

6.6 Special precautions for disposal and other handling

Enzalutamide Viatris should not be handled by persons other than the patient or his caregivers. Based on its mechanism of action and embryo-fetal toxicity observed in mice, Enzalutamide Viatris may

harm a developing foetus. Women who are or may become pregnant should not handle broken or damaged Enzalutamide Viatris tablets without protection, e.g. gloves (see section 5.3).

The film-coated tablets should not be chewed, cut or crushed.

Any unused medicinal product or waste material should be disposed of in accordance with local requirements.

7. MARKETING AUTHORISATION HOLDER

Viatris Limited
Damastown Industrial Park
Mulhuddart
Dublin 15
DUBLIN
Ireland

8. MARKETING AUTHORISATION NUMBER(S)

EU/1/24/1842/001
EU/1/24/1842/002
EU/1/24/1842/003
EU/1/24/1842/004
EU/1/24/1842/005
EU/1/24/1842/006
EU/1/24/1842/007
EU/1/24/1842/008
EU/1/24/1842/009

9. DATE OF FIRST AUTHORISATION/RENEWAL OF THE AUTHORISATION

Date of first authorisation: 22 August 2024
Date of latest renewal:

10. DATE OF REVISION OF THE TEXT

Detailed information on this medicinal product is available on the website of the European Medicines Agency https://www.ema.europa.eu.

ANNEX II

A. MANUFACTURER(S) RESPONSIBLE FOR BATCH RELEASE

B. CONDITIONS OR RESTRICTIONS REGARDING SUPPLY AND USE

C. OTHER CONDITIONS AND REQUIREMENTS OF THE MARKETING AUTHORISATION

D. CONDITIONS OR RESTRICTIONS WITH REGARD TO THE SAFE AND EFFECTIVE USE OF THE MEDICINAL PRODUCT

A. MANUFACTURER(S) RESPONSIBLE FOR BATCH RELEASE

Name and address of the manufacturer(s) responsible for batch release

PharOS MT Ltd.
HF62X, Hal Far Industrial Estate
Birzebbugia BBG3000
Malta

B. CONDITIONS OR RESTRICTIONS REGARDING SUPPLY AND USE

Medicinal product subject to medical prescription.

C. OTHER CONDITIONS AND REQUIREMENTS OF THE MARKETING AUTHORISATION

- **Periodic safety update reports (PSURs)**

The requirements for submission of PSURs for this medicinal product are set out in the list of Union reference dates (EURD list) provided for under Article 107c(7) of Directive 2001/83/EC and any subsequent updates published on the European medicines web-portal.

D. CONDITIONS OR RESTRICTIONS WITH REGARD TO THE SAFE AND EFFECTIVE USE OF THE MEDICINAL PRODUCT

- **Risk management plan (RMP)**

The marketing authorisation holder (MAH) shall perform the required pharmacovigilance activities and interventions detailed in the agreed RMP presented in Module 1.8.2 of the marketing authorisation and any agreed subsequent updates of the RMP.

An updated RMP should be submitted:

- At the request of the European Medicines Agency;
- Whenever the risk management system is modified, especially as the result of new information being received that may lead to a significant change to the benefit/risk profile or as the result of an important (pharmacovigilance or risk minimisation) milestone being reached.

ANNEX III

LABELLING AND PACKAGE LEAFLET

A. LABELLING

PARTICULARS TO APPEAR ON THE OUTER PACKAGING

OUTER CARTON

1. NAME OF THE MEDICINAL PRODUCT

Enzalutamide Viatris 40 mg film-coated tablets
enzalutamide

2. STATEMENT OF ACTIVE SUBSTANCE(S)

Each film-coated tablet contains 40 mg of enzalutamide.

3. LIST OF EXCIPIENTS

4. PHARMACEUTICAL FORM AND CONTENTS

Film-coated tablets

112 film-coated tablets
1 x 112 film-coated tablets

5. METHOD AND ROUTE(S) OF ADMINISTRATION

Read the package leaflet before use.
Oral use.

6. SPECIAL WARNING THAT THE MEDICINAL PRODUCT MUST BE STORED OUT OF THE SIGHT AND REACH OF CHILDREN

Keep out of the sight and reach of children.

7. OTHER SPECIAL WARNING(S), IF NECESSARY

8. EXPIRY DATE

EXP

9. SPECIAL STORAGE CONDITIONS

10. SPECIAL PRECAUTIONS FOR DISPOSAL OF UNUSED MEDICINAL PRODUCTS OR WASTE MATERIALS DERIVED FROM SUCH MEDICINAL PRODUCTS, IF APPROPRIATE

11. NAME AND ADDRESS OF THE MARKETING AUTHORISATION HOLDER

Viatris Limited
Damastown Industrial Park
Mulhuddart
Dublin 15
DUBLIN
Ireland

12. MARKETING AUTHORISATION NUMBER(S)

EU/1/24/1842/001
EU/1/24/1842/002
EU/1/24/1842/003

13. BATCH NUMBER

Lot

14. GENERAL CLASSIFICATION FOR SUPPLY

15. INSTRUCTIONS ON USE

16. INFORMATION IN BRAILLE

Enzalutamide Viatris 40 mg

17. UNIQUE IDENTIFIER – 2D BARCODE

2D barcode carrying the unique identifier included.

18. UNIQUE IDENTIFIER - HUMAN READABLE DATA

PC
SN
NN

MINIMUM PARTICULARS TO APPEAR ON BLISTERS

BLISTER

1. NAME OF THE MEDICINAL PRODUCT

Enzalutamide Viatris 40 mg film-coated tablets
enzalutamide

2. NAME OF THE MARKETING AUTHORISATION HOLDER

Viatris Limited

3. EXPIRY DATE

EXP

4. BATCH NUMBER

Lot

5. OTHER

[For calendar pack only]

MON	MON	MON	MON
TUE	TUE	TUE	TUE
WED	WED	WED	WED
THU	THU	THU	THU
FRI	FRI	FRI	FRI
SAT	SAT	SAT	SAT
SUN	SUN	SUN	SUN

[For BUD pack only]

Oral use

PARTICULARS TO APPEAR ON THE OUTER PACKAGING

OUTER CARTON

1. NAME OF THE MEDICINAL PRODUCT

Enzalutamide Viatris 80 mg film-coated tablets
enzalutamide

2. STATEMENT OF ACTIVE SUBSTANCE(S)

Each film-coated tablet contains 80 mg of enzalutamide.

3. LIST OF EXCIPIENTS

4. PHARMACEUTICAL FORM AND CONTENTS

Film-coated tablets

56 film-coated tablets
1 x 56 film-coated tablets

5. METHOD AND ROUTE(S) OF ADMINISTRATION

Read the package leaflet before use.
Oral use.

6. SPECIAL WARNING THAT THE MEDICINAL PRODUCT MUST BE STORED OUT OF THE SIGHT AND REACH OF CHILDREN

Keep out of the sight and reach of children.

7. OTHER SPECIAL WARNING(S), IF NECESSARY

8. EXPIRY DATE

EXP

9. SPECIAL STORAGE CONDITIONS

10. SPECIAL PRECAUTIONS FOR DISPOSAL OF UNUSED MEDICINAL PRODUCTS OR WASTE MATERIALS DERIVED FROM SUCH MEDICINAL PRODUCTS, IF APPROPRIATE

11. NAME AND ADDRESS OF THE MARKETING AUTHORISATION HOLDER

Viatris Limited
Damastown Industrial Park
Mulhuddart
Dublin 15
DUBLIN
Ireland

12. MARKETING AUTHORISATION NUMBER(S)

EU/1/24/1842/004
EU/1/24/1842/005
EU/1/24/1842/006

13. BATCH NUMBER

Lot

14. GENERAL CLASSIFICATION FOR SUPPLY

15. INSTRUCTIONS ON USE

16. INFORMATION IN BRAILLE

Enzalutamide Viatris 80 mg

17. UNIQUE IDENTIFIER – 2D BARCODE

2D barcode carrying the unique identifier included.

18. UNIQUE IDENTIFIER - HUMAN READABLE DATA

PC
SN
NN

MINIMUM PARTICULARS TO APPEAR ON BLISTERS

BLISTER

1. NAME OF THE MEDICINAL PRODUCT

Enzalutamide Viatris 80 mg film-coated tablets
enzalutamide

2. NAME OF THE MARKETING AUTHORISATION HOLDER

Viatris Limited

3. EXPIRY DATE

EXP

4. BATCH NUMBER

Lot

5. OTHER

[For calendar pack only]

MON	MON
TUE	TUE
WED	WED
THU	THU
FRI	FRI
SAT	SAT
SUN	SUN

[For BUD pack only]

Oral use

PARTICULARS TO APPEAR ON THE OUTER PACKAGING

OUTER CARTON

1. NAME OF THE MEDICINAL PRODUCT

Enzalutamide Viatris 160 mg film-coated tablets
enzalutamide

2. STATEMENT OF ACTIVE SUBSTANCE(S)

Each film-coated tablet contains 160 mg of enzalutamide.

3. LIST OF EXCIPIENTS

4. PHARMACEUTICAL FORM AND CONTENTS

Film-coated tablets

28 film-coated tablets
1 x 28 film-coated tablets

5. METHOD AND ROUTE(S) OF ADMINISTRATION

Read the package leaflet before use.
Oral use.

6. SPECIAL WARNING THAT THE MEDICINAL PRODUCT MUST BE STORED OUT OF THE SIGHT AND REACH OF CHILDREN

Keep out of the sight and reach of children.

7. OTHER SPECIAL WARNING(S), IF NECESSARY

8. EXPIRY DATE

EXP

9. SPECIAL STORAGE CONDITIONS

10. SPECIAL PRECAUTIONS FOR DISPOSAL OF UNUSED MEDICINAL PRODUCTS OR WASTE MATERIALS DERIVED FROM SUCH MEDICINAL PRODUCTS, IF APPROPRIATE

11. NAME AND ADDRESS OF THE MARKETING AUTHORISATION HOLDER

Viatris Limited
Damastown Industrial Park
Mulhuddart
Dublin 15
DUBLIN
Ireland

12. MARKETING AUTHORISATION NUMBER(S)

EU/1/24/1842/007
EU/1/24/1842/008
EU/1/24/1842/009

13. BATCH NUMBER

Lot

14. GENERAL CLASSIFICATION FOR SUPPLY

15. INSTRUCTIONS ON USE

16. INFORMATION IN BRAILLE

Enzalutamide Viatris 160 mg

17. UNIQUE IDENTIFIER – 2D BARCODE

2D barcode carrying the unique identifier included.

18. UNIQUE IDENTIFIER - HUMAN READABLE DATA

PC
SN
NN

MINIMUM PARTICULARS TO APPEAR ON BLISTERS

BLISTER

1. NAME OF THE MEDICINAL PRODUCT

Enzalutamide Viatris 160 mg film-coated tablets
enzalutamide

2. NAME OF THE MARKETING AUTHORISATION HOLDER

Viatris Limited

3. EXPIRY DATE

EXP

4. BATCH NUMBER

Lot

5. OTHER

[For calendar pack only]

MON	MON
TUE	TUE
WED	WED
THU	THU
FRI	FRI
SAT	SAT
SUN	SUN

[For BUD pack only]

Oral use

B. PACKAGE LEAFLET

Package leaflet: Information for the patient

Enzalutamide Viatris 40 mg film-coated tablets
Enzalutamide Viatris 80 mg film-coated tablets
Enzalutamide Viatris 160 mg film-coated tablets
enzalutamide

Read all of this leaflet carefully before you start taking this medicine because it contains important information for you.
- Keep this leaflet. You may need to read it again.
- If you have any further questions, ask your doctor.
- This medicine has been prescribed for you only. Do not pass it on to others. It may harm them, even if their signs of illness are the same as yours.
- If you get any side effects, talk to your doctor. This includes any possible side effects not listed in this leaflet. See section 4.

What is in this leaflet

1. What Enzalutamide Viatris is and what it is used for
2. What you need to know before you use Enzalutamide Viatris
3. How to take Enzalutamide Viatris
4. Possible side effects
5. How to store Enzalutamide Viatris
6. Contents of the pack and other information

1. What Enzalutamide Viatris is and what it is used for

Enzalutamide Viatris contains the active substance enzalutamide. Enzalutamide Viatris is used to treat adult men with prostate cancer:
- That no longer responds to a hormone therapy or surgical treatment to lower testosterone.

Or
- That has spread to other parts of the body and responds to a hormone therapy or surgical treatment to lower testosterone.

Or
- Who had prior prostate removal or radiation and have rapidly rising PSA, but cancer has not spread to other parts of the body and responds to a hormone therapy to lower testosterone

How Enzalutamide Viatris works
Enzalutamide Viatris is a medicine that works by blocking the activity of hormones called androgens (such as testosterone). By blocking androgens, enzalutamide stops prostate cancer cells from growing and dividing.

2. What you need to know before you take Enzalutamide Viatris

Do not take Enzalutamide Viatris:
- if you are allergic to enzalutamide or any of the other ingredients of this medicine (listed in section 6) .
- if you are pregnant or may become pregnant (see 'Pregnancy, breast-feeding and fertility').

Warnings and precautions
Seizures
Seizures were reported in 6 in every 1,000 people taking Enzalutamide Viatris, and fewer than 3 in every 1,000 people taking placebo (see 'Other medicines and Enzalutamide Viatris' below and section 4 'Possible side effects').

If you are taking a medicine that can cause seizures or that can increase the susceptibility for having seizures (see 'Other medicines and Enzalutamide Viatris' below).

If you have a seizure during treatment:
See your doctor as soon as possible. Your doctor may decide that you should stop taking Enzalutamide Viatris.

Posterior reversible encephalopathy syndrome (PRES)
There have been rare reports of PRES, a rare, reversible condition involving the brain, in patients treated with Enzalutamide Viatris. If you have a seizure, worsening headache, confusion, blindness or other vision problems, please contact your doctor as soon as possible. (See also section 4 'Possible side effects').

Risk of new cancers (second primary malignancies)
There have been reports of new (second) cancers including cancer of the bladder and colon in patients treated with Enzalutamide Viatris.

See your doctor as soon as possible if you notice signs of gastrointestinal bleeding, blood in the urine, or frequently feel an urgent need to urinate when taking Enzalutamide Viatris.

Difficulty swallowing related to product formulation
There have been reports of patients experiencing difficulty swallowing this medicine, including reports of choking. The swallowing difficulties or choking events were more commonly observed in patients receiving capsules, which could be related to a larger product size. Swallow the tablets whole with a sufficient amount of water.

Talk to your doctor before taking Enzalutamide Viatris:
- if you have ever developed a severe skin rash or skin peeling, blistering and/or mouth sores after taking Enzalutamide Viatris or other medicines.
- if you are taking any medicines to prevent blood clots (e.g. warfarin, acenocoumarol, clopidogrel).
- if you use chemotherapy like docetaxel.
- if you have problems with your liver.
- if you have problems with your kidneys.

Please tell your doctor if you have any of the following:
Any heart or blood vessel conditions, including heart rhythm problems (arrhythmia), or are being treated with medicines for these conditions. The risk of heart rhythm problems may be increased when using Enzalutamide Viatris.

If you are allergic to enzalutamide, this may result in a rash or swelling of the face, tongue, lip or throat. If you are allergic to enzalutamide or any of the other ingredients of this medicine, do not take Enzalutamide Viatris.

Serious skin rash or skin peeling, blistering and/or mouth sores, including Stevens-Johnson syndrome, have been reported in association with Enzalutamide Viatris treatment. Stop using Enzalutamide Viatris and seek medical attention immediately if you notice any of the symptoms related to these serious skin reactions described in section 4.

If any of the above applies to you or you are not sure, talk to your doctor before taking this medicine.

Children and adolescents
This medicine is not for use in children and adolescents.

Other medicines and Enzalutamide Viatris
Tell your doctor if you are taking, have recently taken or might take any other medicines. You need to know the names of the medicines you take. Keep a list of them with you to show to your doctor when you are prescribed a new medicine. You should not start or stop taking any medicine before you talk with the doctor that prescribed Enzalutamide Viatris.

Tell your doctor if you are taking any of the following medicines. When taken at the same time as Enzalutamide Viatris, these medicines may increase the risk of a seizure:
- Certain medicines used to treat asthma and other respiratory diseases (e.g. aminophylline, theophylline).
- Medicines used to treat certain psychiatric disorders such as depression and schizophrenia (e.g. clozapine, olanzapine, risperidone, ziprasidone, bupropion, lithium, chlorpromazine, mesoridazine, thioridazine, amitriptyline, desipramine, doxepin, imipramine, maprotiline, mirtazapine).
- Certain medicines for the treatment of pain (e.g. pethidine).

Tell your doctor if you are taking the following medicines. These medicines may influence the effect of Enzalutamide Viatris, or Enzalutamide Viatris may influence the effect of these medicines.

This includes certain medicines used to:
- Lower cholesterol (e.g. gemfibrozil, atorvastatin, simvastatin)
- Treat pain (e.g. fentanyl, tramadol)
- Treat cancer (e.g. cabazitaxel)
- Treat epilepsy (e.g. carbamazepine, clonazepam, phenytoin, primidone, valproic acid)
- Treat certain psychiatric disorders such as severe anxiety or schizophrenia (e.g. diazepam, midazolam, haloperidol)
- Treat sleep disorders (e.g. zolpidem)
- Treat heart conditions or lower blood pressure (e.g. bisoprolol, digoxin, diltiazem, felodipine, nicardipine, nifedipine, propranolol, verapamil)
- Treat serious disease related to inflammation (e.g. dexamethasone, prednisolone)
- Treat HIV infection (e.g. indinavir, ritonavir)
- Treat bacterial infections (e.g. clarithromycin, doxycycline)
- Treat thyroid disorders (e.g. levothyroxine)
- Treat gout (e.g. colchicine)
- Treat stomach disorders (e.g. omeprazole)
- Prevent heart conditions or strokes (e.g. dabigatran etexilate)
- Prevent organ rejection (e.g. tacrolimus)

Enzalutamide Viatris might interfere with some medicines used to treat heart rhythm problems (e.g. quinidine, procainamide, amiodarone and sotalol) or might increase the risk of heart rhythm problems when used with some other medicines [e.g. methadone (used for pain relief and part of drug addiction detoxification), moxifloxacin (an antibiotic), antipsychotics (used for serious mental illnesses)].

Tell your doctor if you are taking any of the medicines listed above. The dose of Enzalutamide Viatris or any other medicines that you are taking may need to be changed.

Pregnancy, breast-feeding and fertility
- **Enzalutamide Viatris is not for use in women.** This medicine may cause harm to the unborn child or potential loss of pregnancy if taken by women who are pregnant. It must not be taken by women who are pregnant, may become pregnant, or who are breast-feeding.
- This medicine could possibly have an effect on male fertility.
- If you are having sex with a woman who can become pregnant, use a condom and another effective birth control method, during treatment and for 3 months after treatment with this medicine. If you are having sex with a pregnant woman, use a condom to protect the unborn child.
- Female caregivers see section 3 ‘How to take Enzalutamide Viatris’ for handling and use.

Driving and using machines
Enzalutamide Viatris may have moderate influence on the ability to drive and use machines. Seizures have been reported in patients taking Enzalutamide Viatris. If you are at higher risk of seizures, talk to your doctor.

Enzalutamide Viatris contains sodium
This medicine contains less than 1 mmol sodium (less than 23 mg) per film-coated tablet, that is to say essentially 'sodium-free'.

3. How to take Enzalutamide Viatris

Always take this medicine exactly as your doctor has told you. Check with your doctor if you are not sure.

The usual dose is 160 mg (four 40 mg film-coated tablets or two 80 mg film-coated tablets or one 160 mg film-coated tablet), taken at the same time once a day.

Taking Enzalutamide Viatris
- Swallow the tablets whole with a sufficient amount of water.
- Do not cut, crush or chew the tablets before swallowing.
- Enzalutamide Viatris can be taken with or without food.
- Enzalutamide Viatris should not be handled by persons other than the patient or his caregivers. Women who are or may become pregnant should not handle broken or damaged Enzalutamide Viatris tablets without wearing protection like gloves.

Your doctor may also prescribe other medicines while you are taking Enzalutamide Viatris.

If you take more Enzalutamide Viatris than you should
If you take more tablets than prescribed, stop taking Enzalutamide Viatris and contact your doctor. You may have an increased risk of seizure or other side effects.

If you forget to take Enzalutamide Viatris
- If you forget to take Enzalutamide Viatris at the usual time, take your usual dose as soon as you remember.
- If you forget to take Enzalutamide Viatris for the whole day, take your usual dose the following day.
- If you forget to take Enzalutamide Viatris for more than one day, talk to your doctor immediately.
- **Do not take a double dose** to make up for the dose you forgot.

If you stop taking Enzalutamide Viatris
Do not stop taking this medicine unless your doctor tells you to.

If you have any further questions on the use of this medicine, ask your doctor.

4. Possible side effects

Like all medicines, this medicine can cause side effects, although not everybody gets them.

Seizures
Seizures were reported in 6 in every 1,000 people taking Enzalutamide Viatris, and in fewer than 3 in every 1,000 people taking placebo.

Seizures are more likely if you take more than the recommended dose of this medicine, if you take certain other medicines, or if you are at higher than usual risk of seizure.

If you have a seizure, see your doctor as soon as possible. Your doctor may decide that you should stop taking Enzalutamide Viatris.

Posterior Reversible Encephalopathy Syndrome (PRES)
There have been rare reports of PRES (may affect up to 1 in 1,000 people), a rare, reversible condition involving the brain, in patients treated with Enzalutamide Viatris. If you have a seizure, worsening headache, confusion, blindness or other vision problems, please contact your doctor as soon as possible.

Other possible side effects include:

Very common (may affect more than 1 in 10 people)
Tiredness, fall, broken bones, hot flushes, high blood pressure.

Common (may affect up to 1 in 10 people)
Headache, feeling anxious, dry skin, itching, difficulty remembering, blockage of the arteries in the heart (ischemic heart disease), breast enlargement in men (gynaecomastia), nipple pain, breast tenderness, symptom of restless legs syndrome (an uncontrollable urge to move a part of the body, usually the leg), reduced concentration, forgetfulness, change in sense of taste, difficulty thinking clearly.

Uncommon (may affect up to 1 in 100 people)
Hallucinations, low white blood cell count, increased liver enzyme levels in blood test (a sign of liver problems)

Not known (frequency cannot be estimated from the available data)
Muscle pain, muscle spasms, muscular weakness, back pain, changes in ECG (QT prolongation), difficulty swallowing this medicine including choking, upset stomach including feeling sick (nausea), a skin reaction that causes red spots or patches on the skin that may look like a target or "bulls-eye" with a dark red centre surrounded by paler red rings (erythema multiforme), or another serious skin reaction presenting reddish non-elevated, target-like or circular patches on the trunk, often with central blisters, skin peeling, ulcers of mouth, throat, nose, genitals and eyes that can be preceded by fever and flu-like symptoms (Stevens-Johnson syndrome), rash, being sick (vomiting), swelling of the face, lips, tongue and/or throat, reduction in blood platelets (which increases risk of bleeding or bruising), diarrhoea, decreased appetite.

Reporting of side effects
If you get any side effects, talk to your doctor. This includes any possible side effects not listed in this leaflet. You can also report side effects directly via the national reporting system listed in Appendix V. By reporting side effects you can help provide more information on the safety of this medicine.

5. How to store Enzalutamide Viatris

Keep this medicine out of the sight and reach of children.

Do not use this medicine after the expiry date which is stated on the carton and blister after EXP. The expiry date refers to the last day of that month.

This medicine does not require any special storage conditions.

Do not throw away any medicines via wastewater or household waste. Ask your pharmacist how to throw away medicines you no longer use. These measures will help protect the environment.

6. Contents of the pack and other information

What Enzalutamide Viatris contains
The active substance is enzalutamide.
Each Enzalutamide Viatris 40 mg film-coated tablet contains 40 mg of enzalutamide.
Each Enzalutamide Viatris 80 mg film-coated tablet contains 80 mg of enzalutamide.
Each Enzalutamide Viatris 160 mg film-coated tablet contains 160 mg of enzalutamide.

The other ingredients are:
- Tablet core: Methacrylic acid-ethyl acrylate copolymer (1:1) Type A (additionally containing sodium lauryl sulfate and polysorbate 80), silica, colloidal anhydrous, cellulose, microcrystalline, croscarmellose sodium (see section 2, 'Enzalutamide Viatris contains sodium') and magnesium stearate.
- Tablet coating: Hypromellose 2910, macrogol MW 3350, titanium dioxide (E171), iron oxide yellow (E172) and talc

What Enzalutamide Viatris looks like and contents of the pack
Enzalutamide Viatris 40 mg film-coated tablets (tablets) are yellow, round, and debossed with "40" on one side, with a diameter of approximately 10 mm. They are available in cartons containing blisters of 112 tablets, calendar blisters containing 112 tablets or in unit-dose blisters containing 1 x 112 tablets.
Enzalutamide Viatris 80 mg film-coated tablets (tablets) are yellow, oval, and debossed with "80" on one side, with dimensions of approximately 17 mm x 9 mm. They are available in cartons containing blisters of 56 tablets, calendar blisters containing 56 tablets or in unit-dose blisters containing 1 x 56 tablets.
Enzalutamide Viatris 160 mg film-coated tablets (tablets) are yellow, oval, and debossed with "160" on one side, with dimensions of approximately 23 mm x 11 mm. They are available in cartons containing blisters of 28 tablets, calendar blisters containing 28 tablets or in unit-dose blisters containing 1 x 28 tablets.
Not all pack sizes may be marketed.
Marketing Authorisation Holder
Viatris Limited
Damastown Industrial Park, Mulhuddart, Dublin 15, DUBLIN, Ireland

Manufacturer
PharOS MT Ltd.
HF62X, Hal Far Industrial Estate, Birzebbugia BBG3000, Malta

For any information about this medicine, please contact the local representative of the Marketing Authorisation Holder:

België/Belgique/Belgien
Viatris
Tél/Tel: + 32 (0)2 658 61 00

Lietuva
Viatris UAB
Tel: +370 5 205 1288

България
Майлан ЕООД
Тел: +359 2 44 55 400

Luxembourg/Luxemburg
Viatris
Tél/Tel: + 32 (0)2 658 61 00
(Belgique/Belgien)

Česká republika
Viatris CZ s.r.o.
Tel: + 420 222 004 400

Magyarország
Viatris Healthcare Kft.
Tel.: + 36 1 465 2100

Danmark
Viatris ApS
Tlf: +45 28 11 69 32

Deutschland
Viatris Healthcare GmbH
Tel: +49 800 0700 800

Eesti
Viatris OÜ
Tel: + 372 6363 052

Ελλάδα
Viatris Hellas Ltd
Τηλ: +30 2100 100 002

España
Viatris Pharmaceuticals, S.L.
Tel: + 34 900 102 712

France
Viatris Santé
Tél: +33 4 37 25 75 00

Hrvatska
Viatris Hrvatska d.o.o.
Tel: +385 1 23 50 599

Ireland
Viatris Limited
Tel: +353 1 8711600

Ísland
Icepharma hf.
Sími: +354 540 8000

Italia
Viatris Italia S.r.l.
Tel: + 39 (0) 2 612 46921

Κύπρος
CPO Pharmaceuticals Limited
Τηλ: +357 22863100

Latvija
Viatris SIA
Tel: +371 676 055 80

Malta
V.J. Salomone Pharma Ltd
Tel: + 356 21 22 01 74

Nederland
Mylan BV
Tel: +31 (0)20 426 3300

Norge
Viatris AS
Tlf: + 47 66 75 33 00

Österreich
Viatris Austria GmbH
Tel: +43 1 86390

Polska
Viatris Healthcare Sp. z o.o.
Tel.: + 48 22 546 64 00

Portugal
Mylan, Lda.
Tel: + 351 214 127 200

România
BGP Products SRL
Tel: +40 372 579 000

Slovenija
Viatris d.o.o.
Tel: + 386 1 23 63 180

Slovenská republika
Viatris Slovakia s.r.o.
Tel: +421 2 32 199 100

Suomi/Finland
Viatris Oy
Puh/Tel: +358 20 720 9555

Sverige
Viatris AB
Tel: +46 (0)8 630 19 00

This leaflet was last revised in .

Detailed information on this medicine is available on the European Medicines Agency web site: https://www.ema.europa.eu